

## SPECIFICATIONS

### EB-1485Fi

<b>MODEL NUMBER</b>	<b>EB-1485Fi</b>	
<b>Projection Technology</b>	RGB liquid crystal shutter projection system	
<b>Specifications of Main Parts</b>		
LCD	Size	0.62" (C2Fine)
	Resolution	1080p (1366 x 768 x 2)*
Projection Lens	Type	No Optical Zoom / Focus (Manual)
	F-Number	1.50
	Focal Length	3.9mm
	Zoom Ratio	1.0 – 1.35 (Digital Zoom)
	Throw Ratio	0.27 – 0.37 (Wide to Tele)
Light Source	Type	Laser Diode
	Life (Normal / Eco / Extended)	20,000 / N/A / 30,000 hrs
	<b>Screen Size (Projected Distance)</b>	65" – 100" [39.2 – 61.3 cm] @ 16:9 ; 61" – 120" [66.5 – 80.1 cm] @ 16:6
<b>Brightness<sup>1</sup></b>		
White Light Output (Normal / Quiet)	5,000lm / 3,500lm	
Colour Light Output	5,000lm / 3,500lm	
<b>Contrast Ratio</b>	Over 2,500,000 : 1	
<b>Internal Speaker(s)</b>	8W x 8W Stereo	
<b>Geometric Correction</b>		
Vertical / Horizontal Keystone	±3° / ±3°	
Quick Corner	Yes	
<b>Connectivity</b>		
Analog Input	D-Sub 15Pin	2 (Blue, Black)
	Composite	RCA x 1 (Yellow)
	HDMI	3 (HDCP2.3)
Digital Input	HDMI	1 (HDCP2.3)
	HDBaseT	1 (HDCP2.3)
Analog Output Terminal	D-Sub 15Pin	1 (Black) (in common with Computer 2)
Digital Output Terminal	HDMI	1
Audio Input	Stereo Mini Jack	3
Audio Output	Stereo Mini Jack	1
Others	USB Type A	2 (for USB Memory, Printer, USB Document Camera, Firmware Update, Copy OSD Settings)
	USB Type B	2 (for USB Display, Mouse, K/B, Control, Firmware Update, Interactive, Copy OSD Settings)
	Mic I/O	Stereo Mini x 1
Control I/O	RS-232C	D-Sub 9pin x 1
	Interactive Sync	In x 1, Out x 1
	Touch Unit Control	Mini DIN 8pin x 1
Network	Wired LAN	RJ45 x 1 (100Mbps)
	Wireless	Built-in (Screen Mirroring or WLAN Switchable Usage) x 1 ; USB Type A (In common with Memory I/O) x 1 using Optional Wireless LAN Unit
<b>Wireless LAN - Built-in</b>		
Supported Speed For Each Mode	Infrastructure: IEEE 802.11b (2.4GHz): 11Mbps <sup>2</sup> , IEEE 802.11g (2.4GHz): 54Mbps <sup>2</sup> , IEEE 802.11n (2.4GHz): 72Mbps <sup>2</sup> , IEEE 802.11a (5GHz): 54Mbps <sup>2</sup> , IEEE 802.11n (5GHz): 150Mbps <sup>2</sup> , IEEE 802.11ac (5GHz): 325Mbps <sup>2</sup> Access Point: (Wifi Direct): IEEE 802.11g (2.4GHz): 54Mbps <sup>2</sup> , IEEE 802.11n (2.4GHz): 72Mbps <sup>2</sup> , IEEE 802.11a (5GHz): 54Mbps <sup>2</sup> , IEEE 802.11n (5GHz): 150Mbps <sup>2</sup> , IEEE 802.11ac (5GHz): 325Mbps <sup>2</sup> Infrastructure, Access Point (Wifi Direct)	
Supported Mode	Infrastructure, Access Point (Wifi Direct)	
Wireless LAN Security	Infrastructure: OPEN, WPA2 / WPA3-PSK, WPA2 / WPA3-EA ; Access Point (Wi-Fi Direct): WPA2-PSK (AES)	
<b>Miracast</b>		
Supported Speed For Each Mode	Infrastructure: IEEE 802.11b (2.4GHz): 11Mbps <sup>2</sup> , IEEE 802.11g (2.4GHz): 54Mbps <sup>2</sup> , IEEE 802.11n (2.4GHz): 72Mbps <sup>2</sup> , IEEE 802.11a (5GHz): 54Mbps <sup>2</sup> , IEEE 802.11n (5GHz): 150Mbps <sup>2</sup> , IEEE 802.11ac (5GHz): 325Mbps <sup>2</sup> Access Point: (Wifi Direct): IEEE 802.11g (2.4GHz): 54Mbps <sup>2</sup> , IEEE 802.11n (2.4GHz): 72Mbps <sup>2</sup> , IEEE 802.11a (5GHz): 54Mbps <sup>2</sup> , IEEE 802.11n (5GHz): 150Mbps <sup>2</sup> , IEEE 802.11ac (5GHz): 325Mbps <sup>2</sup> Infrastructure, Access Point (Wifi Direct)	
Supported Mode	Infrastructure, Access Point (Wifi Direct)	
<b>Screen Mirroring-Built-in</b>		
Supported Speed For Each Mode	Infrastructure: OPEN, WPA2/WPA3-PSK, WPA2/WPA3-EAP ; Supported EAP type: PEAP, PEAP-TLS, EAP-TLS, EAP-Fast ; Access Point(Wi-Fi Direct): WPA2-PSK(AES)	
<b>Wireless LAN Security:</b>		
Supported Speed For Each Mode	Infrastructure: IEEE 802.11b (2.4GHz): 11Mbps <sup>2</sup> , IEEE 802.11g (2.4GHz): 54Mbps <sup>2</sup> , IEEE 802.11n (2.4GHz): 72Mbps <sup>2</sup> , IEEE 802.11a (5GHz): 54Mbps <sup>2</sup> , IEEE 802.11n (5GHz): 150Mbps <sup>2</sup> , IEEE 802.11ac (5GHz): 325Mbps <sup>2</sup> Access Point: (Wifi Direct): IEEE 802.11g (2.4GHz): 54Mbps <sup>2</sup> , IEEE 802.11n (2.4GHz): 72Mbps <sup>2</sup> , IEEE 802.11a (5GHz): 54Mbps <sup>2</sup> , IEEE 802.11n (5GHz): 150Mbps <sup>2</sup> , IEEE 802.11ac (5GHz): 325Mbps <sup>2</sup> Infrastructure, Access Point (Wifi Direct)	
Supported Mode	Infrastructure, Access Point (Wifi Direct)	
<b>Wireless Security:</b>		
Supported Speed For Each Mode	Infrastructure: OPEN, WPA2 / WPA3-PSK, WPA2 / WPA3-EAP Supported EAP type: PEAP, PEAP-TLS, EAP-TLS, EAP-Fast ; Access Point (Wi-Fi Direct): WPA2-PSK(AES)	
<b>Interactive Specification</b>		
Interactive Unit	Infrared	
Technology	Digital Pen (Easy Interactive Pen A & B)	
Input Devices	Interactive Pen	Yes (Up to 6 Fingers)
	Finger	Yes (Up to 6 Fingers)
Connection To Computer	USB, Network	
Calibration	Pen: Auto / Manual (25 Points)	
Functions	Hover, Right Click, Auto Adjust Pen Area	
Pen Unit		
Dimension	161 x 24 mm (diameter) maximum	
Weight	30g (Excluding a battery)	
Touch Unit		
Maximum Dimension (D x W x H)	65 x 422 x 40 mm	
Weight	600g	
<b>Operating Temperature<sup>4</sup></b>		
Single Use	0 - 2,286 m (0 - 7,500 ft): 0 - 40 °C [41 - 104 °F] ; 20% to 80% Humidity, No Condensation Over 2,286 - 3,048 m (7,500 - 10,000 ft): 0 - 35 °C [41 - 95 °F] ; 20%-80% Humidity, No Condensation	
Multi-projection Use	0 - 2,286 m (0 - 7,500 ft): 0 - 35 °C [41 - 95 °F] ; 20% to 80% Humidity, No Condensation Over 2,286 - 3,048 m (7,500 - 10,000 ft): 0 - 30 °C [41 - 86 °F] ; 20%-80% Humidity, No Condensation Over 1,500 m / 4,921 ft, with High Altitude Mode: 0 - 3,048 m (0 - 10,000 ft)	
<b>Operating Altitude</b>	Yes	
<b>Direct Power On / Off</b>	Yes	
<b>Start-Up Period</b>	Less than 8 seconds, Warm-up Period: 30 seconds	
<b>Cool Down Period</b>	Instant Off	
<b>Air Filter</b>	Type	Electrostatic Filter
	Maintenance Cycle <sup>5</sup>	20,000 hours
<b>Power Supply Voltage</b>	100 – 240 V AC ±10%, 50/60 Hz	
<b>Power Consumption (220 - 240V)</b>		
Lamp On (Normal / Eco)	366W / 262W	
Standby (Network On / Off)	2.0W / 0.5W	
<b>Dimension Excluding Feet (D x W x H)</b>	375 x 458 x 209.5 mm	
<b>Weight (with cable cover)</b>	Approx. 9.7 kg	
<b>Fan Noise (Normal / Extended / Quiet)</b>	36dB / 36dB / 27dB	

\* Pixel shifting technology achieves Full HD resolution on screen.

<sup>1</sup> Colour brightness (colour light output) and white brightness (white light output) will vary depending on usage conditions. Colour light output measured in accordance with IDMS 15.4; white light output measured in accordance with ISO 21118.

<sup>2</sup> Maximum speed and range is achievable when used with same enhanced mode technology. Actual data rates, features and performance may vary depending on your computer system, the environment and other factors.

<sup>3</sup> These modes and actual data throughputs depend on supported wireless mode of source devices and/or environmental conditions.

<sup>4</sup> When environmental temperature becomes high, the brightness becomes dark automatically.

<sup>5</sup> When used in the general office environment (the amount of floating dust: 0.04 - 0.2 mg/m<sup>3</sup>). Based on the Epson's in-house test results.

Sales Enquiries  
800 120 5564

[f](#) EpsonSEA [@](#) EpsonSEA [t](#) EpsonSEA [v](#) EpsonSoutheastAsia [in](#) Epson Southeast Asia

For latest specifications, visit [www.epson.com.sg/pos](http://www.epson.com.sg/pos) or call 800 120 5564.

Epson Singapore Pte Ltd 438B Alexandra Road, #04-01/04 Block B, Alexandra TechnoPark, Singapore 119968. Tel: (65) 6586-5500

Epson Customer Care Centre 100G Pasir Panjang Road, #01-09 Interlocal Centre, Singapore 118523. Epson Helpdesk: 800 120 5564. Please refer to [www.epson.com.sg/contact](http://www.epson.com.sg/contact) for the operating hours.

**EPSON**  
EXCEED YOUR VISION

#### Supplied Accessories

Power Cable: 1.8m x 1  
HCB (HDBaseT Connection and Control Box)  
AC Cable for HCB: 1.8m x 1  
USB Cable for HCB: 1.8m x 1  
Remote Control with Battery Attached  
Interactive Pens: 2 pens with AA Battery  
Pen Stand: 1  
Setting Plate  
Pen Tip (Felt): 4  
Pen Tip (Teflon): 2  
Finger Touch Unit: 1  
Corner Marker for Automatic Geometry Adjustment: 4  
Lens Cap  
Password Protect Sticker  
Cable Cover

#### Optional Accessories

Air Filter:ELPAF66  
Remote Control Cable Set:  
ELPKC28 (10m x 2) (for synchronization of Interactive IR)  
Setting Plate: ELPMB62  
Wall Mount for FTU: ELPMB63  
Easy Interactive Pen 1 (Orange): ELPPN05A  
Easy Interactive Pen 2 (Blue): ELPPN05B  
Replacement Hard Pen Tips: ELPPS03 (for ELPPN05)  
Replacement Soft Pen Tips: ELPPS04 (for ELPPN05)  
Wireless LAN unit: ELPAP11  
HDBaseT Connection and Control Box: ELPHD02

EB-1485Fi



©2020 Epson Singapore Pte Ltd. All Rights Reserved. Reproduction in part or in whole, without the written permission from Epson, is strictly prohibited.

EPSON and EXCEED YOUR VISION are registered trademarks of Seiko Epson Corporation.

All other product names and other company names used herein are for identification purposes only and are the trademarks or registered trademarks of their respective owners.

Epson disclaims any and all rights in those marks. Projected images shown herein are simulations. The actual product design and contents may vary. Specifications are subject to change without notice and may vary between countries. Please check with local Epson offices for more information.

Apple, iPad and iPhone are trademarks of Apple Inc., registered in the U.S. and other countries. App Store is a service mark of Apple Inc.

Android is a trademark of Google Inc.

Dealer's Stamp

Information correct at time of printing.  
Printed August 2020

## FULL HD ULTRA-SHORT THROW INTERACTIVE PROJECTOR EB-1485Fi

**EPSON**  
EXCEED YOUR VISION



Up your game and bring your presentations and learning experiences to life with Epson EB-1485Fi projector. Designed for meeting spaces and educational purposes, the ultra wide, super bright Full HD laser display allows image projection of up to 120" diagonal at the 16:6 ratio. A true PC-free digital whiteboard, the Epson EB-1485Fi projector allows you to draw, save, print, and even email without a computer.



Full HD<sup>1</sup> Resolution   Dual Screen Seamless Interactivity   Finger Touch Interactive   Ultra-short Throw 120"<sup>2</sup>   20,000<sup>2</sup> Light Hours   Multi-PC Projection



EB-1485Fi



**IT'S IN THE DETAILS.**

3LCD technology that delivers quality projected images and reliable performance.



<sup>1</sup> Pixel shifting technology achieves Full HD resolution on screen.

<sup>2</sup> Approximate time until brightness decreases 50% from first usage. Measured by acceleration test assuming use of 0.04 - 0.20 mg/m<sup>3</sup> of particulate matter. Time varies depending on usage conditions and environments.

<sup>3</sup> Color brightness(color light output) in brightest mode, measured by a third-party lab in accordance with IDMS 15.4. Color brightness will vary depending on usage conditions. Top-selling Epson 3LCD projectors versus top-selling 1-chip DLP® projectors based on NPD sales data for May 2017 - April 2018.

# Intuitive

design that enables you the limitless possibilities in creativity.



The master of collaborative devices, the Epson EB-1485Fi integrates the functions of a projector, whiteboard, and interactive display, transforming any flat surface into an interactive virtual space. Without using an additional computer or software, the projector allows users to turn it on and start writing or presenting immediately.

Offering 5,000 lumens of equal colour and white brightness, the EB-1485Fi presents a choice of either 100-inch 16:9 display or the new ultra-wide 120-inch 16:6 display. Delivering bright, true-to-life images to impactful presentations, the EB-1485Fi works splendidly even in well-lit rooms.



#### Ultra Bright Image Quality

An impressive 5,000 lumens of color/white brightness<sup>1</sup> with laser light source.



#### Wireless Integration

Wireless connectivity with Wi-Fi and Miracast support.



#### Quick & Easy Installation

Wall mount compatibility with HDBaseT connectivity via simple, intuitive user's interface.



#### Dual Screen Seamless Interactivity

Ultra wide screen enabling user to present one panoramic image.



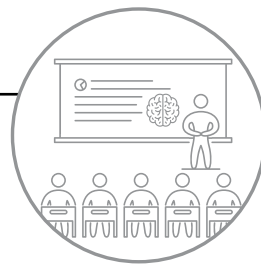
#### Lower Total-Cost-of-Ownership

Maintenance free Laser Light Source with up to 20,000 light hours<sup>2</sup>.

<sup>1</sup> Color brightness (color light output) and white brightness (white light output) will vary depending on usage conditions. Color light output measured in accordance with IDMS 15.4; white light output measured in accordance with ISO 21118.

<sup>2</sup> Approximate time until brightness decreases 50% from first usage. Measured by acceleration test assuming use of 0.04 - 0.20 mg/m3 of particulate matter. Time varies depending on usage conditions and environments.





# Interactive

learning experience that stimulates inspirational knowledge exchange.



Imagine a classroom with a giant, interactive, and immersive digital drawing board instead of the traditional whiteboard. Operated by either a six-point multi-touch or two interactive pens, the Epson EB-1485Fi enhances the education experience by allowing end users the direct control of the education software that is projected on the screen. Users can now create immediate drawings, add on annotations, and share information onto other devices instantly.

When educators and students alike are given the opportunity to co-create and interact simultaneously on this large digital canvas, the lesson becomes enriching, stimulating, and fun.



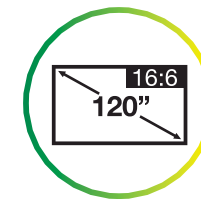
### Dual Screen Seamless Interactivity

Two projectors can be installed side by side to create an ultra-wide interactive panoramic screen of up to 180 inches diagonal.



### Digital Whiteboard Capability

Enjoy up to 20 pages of digital whiteboard even with no PC connected.



### Ultra Wide Display

The new 16:6 display allows maximization of the existing whiteboard, providing an ultra-wide display of 120 inches diagonal.





## Seamless Edge Blending

Engage your audience in compelling and fascinating presentations on a larger seamless screen with two Epson EB-1485Fi projectors (with interactivity), or up to four (without interactivity) at any one time. With Epson EB-1485Fi's built-in edge blending function, you can now interact, control, and present immersive content seamlessly over one large panoramic screen.



## Superior Image Quality

Enjoy a dynamic viewing experience with Full HD\* resolution on screen with laser light source. Deliver vibrant and sharp high-resolution image displays from PCs, tablets and smartphones and watch your photos, 3D CAD, Blu-ray and online videos come to life in Full HD\*. Data figures on spreadsheets and charts will also be displayed clearly for everyone to read accurately.

\* Pixel shifting technology achieves Full HD resolution on screen.



### No Reflection Glare On Projection

The projection screen is not glossy and does not cause glaring reflections of ambient light like florescent lamps and sunlight from windows.



### Larger Images

With a wide projection screen size of up to 120 inches 16:6, you enjoy bigger image projection for greater visibility.



### Ultra-short Throw Advantage

As light is not blocked by the presenter, less shadow is formed on the screen, allowing the audience to clearly see the information projected at all times.



# Immersive

presentations through a collaborative  
enterprise-level secured network.



The Epson EB-1485Fi connects people with technology, providing platforms for creative ideas, knowledge exchange, and collaborations across a wide variety of sectors where long life, minimal maintenance, and low cost of operation hold significant importance.

In addition to an enterprise-level security via integrated wireless networking, users can save, print, and email content directly from the interactive laser display. Wirelessly sharing content simultaneously from multiple devices with Miracast is also part of Epson EB-1485Fi's charm.



### Ease of Installation

60% reduction on installation time\*

\*compared against current Epson interactive display products



### Microsoft Ink Support

Draw and write on Microsoft PowerPoint, Excel or Word documents using Microsoft Office Ink



### Quick Info Sharing

Enjoy great flexibility of importing and sharing information



### Multi Location Interactivity

Up to 4 interactive projectors in different location can share the interactivity of the projector screen\*\*

\*\*Applicable only when connected to the same network, for example via VPN.



### Wireless Connectivity

Project from your laptop or mobile wirelessly using Epson iProjection or Miracast Screen Mirroring respectively



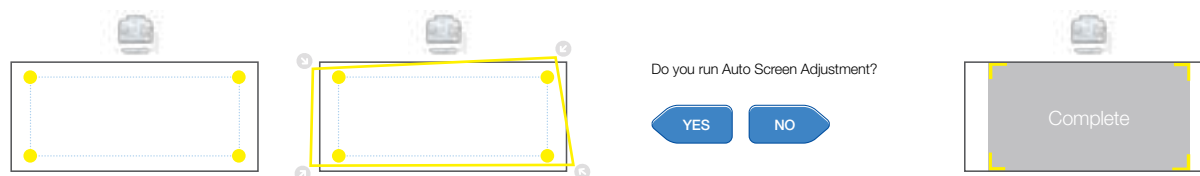
# Easy Installation Guide

Epson EB-1485Fi's new wall mount design makes installation a breeze. A single LAN cable is all you need to connect to the HDBaseT Control Box. Calibrate the screen with a simple one-click Auto Adjustment feature and the new, slimmer Finger Touch Unit allows for better motion detection.



## Screen adjustment

Minimise image adjustment setup timings as compared to current interactive models.



### Step 1

Set the markers on the target position.

### Step 2

Roughly adjust projection image by using 3 axis adjustment.

### Step 3

Run Auto Screen Adjustment.

### Step 4

Complete.

## FTU adjustment

Minimise the installation time as compared to current interactive models.



### Step 1

Install FTU.

### Step 2

Set marker.

### Step 3

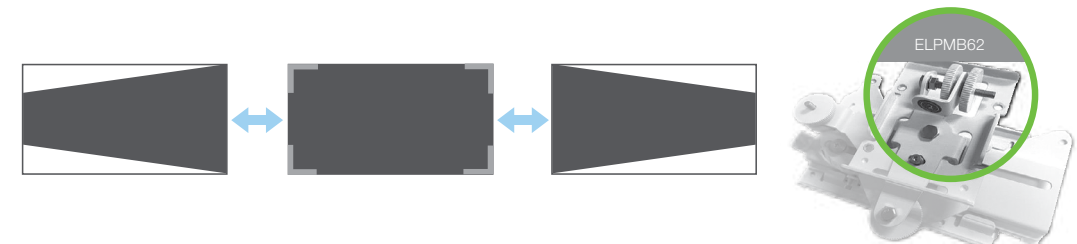
Run Auto FTU Adjustment.

### Step 4

Checking the performance by touch 4 points.

## New wall mount

3 axis adjustment part has changed to save the installation time and avoid the image vibration.




Lock dial to the image stability

Easy adjustment with free angle structure

## HDBaseT solution

Simplified cabling to send both images and interactivity signals through just one LAN cable.



### Longer Transmission Distance

HDBaseT solutions can transmit 1080p signals up to a distance of 60m\*.

### Cost Savings

Eliminates the need to purchase different cables for different signal types.

### Greater Compatibility

Compatible with all HDMI formats and supports all key features.

### Simple Installation

Reduces cable clutter and hence, simplifying the installation process.

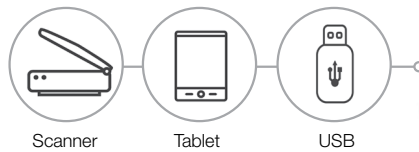
\* For 1080p resolution using Cat6a/Cat7 cable.

## Wide Range of Connectivity

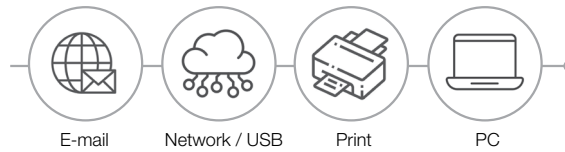
### Quick information sharing

With the rich input-output options provided by the smart interactive projector platform, you can enjoy great flexibility of importing information from various sources and sharing the meeting results in multiple ways, saving you precious time and increasing productivity.

#### Import



#### Share



### Project Documents, Photos, and More Wirelessly

Enjoy wireless projection via the Epson iProjection\* app with your Chromebook or mobile devices. This powerful app allows you to share, manage, and annotate on displayed content from an easy-to-use, intuitive menu. iProjection\* for Chromebooks supports fully mirrored display of all of your Chromebook content including Google Docs, Slides, Sheets, and the Chrome browser.

Using the iProjection App is easy:



#### 1 Connect

Connect your PC/mobile device to the projector's wireless network.

#### 2 Launch

Launch the app and select the connected projector.

#### 3 Project


Select the content that you want to project and you're ready to go!

\* In iProjection mode, projector profile search, multi-screen display, distribution function, audio transfer, movie file transfer, and encryption data transfer capabilities are not supported.

## Laser Light Technology

### Revolutionary Laser Light Source

Blue light from the laser is projected through a beam splitter, which divides the light into two beams. One beam is reflected by a phosphor wheel, changing it into yellow, while the other beam remains blue. The two beams are then recombined into white light and separated into red, green and blue through dichroic mirrors. Each of the three colours passes through LCD panels, producing three individual images, which are transmitted through a prism and combined into the final full-colour image.



### Inorganic LCD Panels and Phosphor Wheel for Outstanding Reliability

Made of inorganic material, Epson's newly developed phosphor wheel offers superior light and heat resistance to deliver excellent reliability. By combining this with our inorganic LCD panels, we create laser projectors that project bright, vibrant images for extremely long periods.

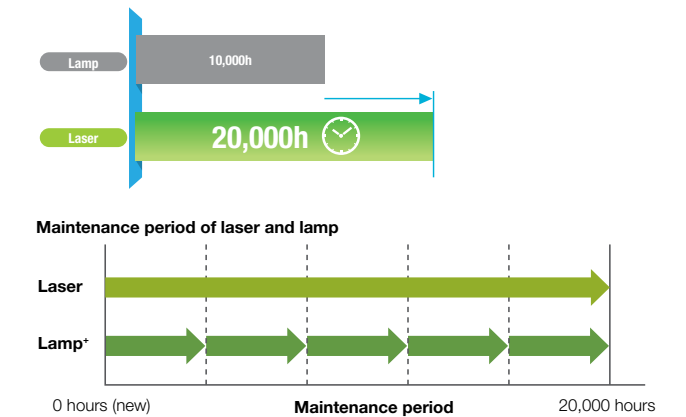
### Longer Light Hours – Up to 20,000 Hours of Maintenance-free Use

Engineered with inorganic LCD panels and an inorganic phosphor wheel, this newly designed laser light source delivers 20,000 hours<sup>^</sup> of maintenance-free use. And with the advanced electrostatic filter having an equally long-lasting life. Cut down on the frequency of lamp replacements, saving you time and money, and lowering the total cost of ownership.

#### Organic vs. Inorganic

	Inorganic (Glass, iron, aluminum, etc.)	Organic (Paper, wood, plastic, etc.)
Light-resistance	YES	NO
Heat-resistance	YES	NO

Unlike organic substances, inorganic substances do not contain carbon.



\* Compared with other conventional lamp projector that has lamp life of 4000 hours.

<sup>^</sup> Approximate time until brightness decreases 50% from first usage. Measured by acceleration test assuming use of 0.04 - 0.20 mg/m<sup>3</sup> of particulate matter. Time varies depending on usage conditions and environments.

#### Eco Features

- Uses just 0.3W of power in standby mode
- Projector optics employ lead-free lenses
- Unpainted plastic housing reduces the environment impact
- The flame retardants used in the plastic housing do not contain chlorine or bromine
- Laser light technology\* eliminates the need for lamp replacements

Better Products for a Better Future<sup>®</sup>

For more information on Epson's environmental programmes, visit <http://global.epson.com/SR/environment>.







**EPSON**  
EXCEED YOUR VISION

100" EPSON  
PROJECTOR DISPLAY



70" FLAT  
PANEL DISPLAY



**FLEXIBLE  
DISPLAY SIZE**  
From small spaces to big areas,  
project visuals up to 100 inch.



**VALUE FOR MONEY**  
Projectors give larger display  
at a lower cost per inch over  
flat panel displays.



**FLEXIBLE  
PLACEMENT**  
Projector can be placed in  
multiple positions to fit any  
presentation setting.

**BIG ON DETAILS,  
MAXIMISING BUSINESS  
ENGAGEMENTS.**

In business, every minor detail matters. Ensure that everyone sees everything from every corner of the room, clearly. Epson projectors are developed to display images with exceptional clarity that will surely engage and captivate all audiences. Compact in size but big on projection. It's In The Details.



**IT'S IN THE DETAILS.**

With 3LCD panels, every projection gives you spectacular true colours.

EpsonSEA EpsonSEA EpsonSEA EpsonSoutheastAsia Epson Southeast Asia

Find out more, visit [www.epson.com.sg/displaysizematters](http://www.epson.com.sg/displaysizematters)

**EPSON**  
EXCEED YOUR VISION

**PROJECTOR WISHES  
COME TRUE.**


**EPSON 3LCD PROJECTORS**

**1-CHIP PROJECTORS**



Up to **3x**  
Brighter  
Colours  
with  
Epson® Projectors\*

**TRUE  
BRIGHTNESS**



WHITE 3000 LUMENS

COLOUR 3000 LUMENS



WHITE 3000 LUMENS

COLOUR 430 LUMENS\*\*



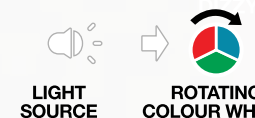
**NO  
RAINBOW  
EFFECT**

**TRUE  
COMFORT**



LIGHT  
SOURCE

PRISM



LIGHT  
SOURCE

ROTATING  
COLOUR  
WHEEL



Up to **3x**  
WIDER  
COLOUR  
GAMUT\*  
Epson Projectors

**TRUE  
REALISM**



WIDER  
COLOUR  
RANGE



SMALLER  
COLOUR  
RANGE

**TRUE  
COLOURS**

Brighter, vivid projection from Epson.

**9 out of 10**  
PEOPLE  
**PREFER**  
IMAGES FROM  
**EPSON**  
PROJECTORS\*



**IT'S IN THE DETAILS.**

With 3LCD panels, every projection gives you spectacular true colours.



EpsonSEA



EpsonSEA



EpsonSEA



EpsonSoutheastAsia



Epson Southeast Asia

Find out more at [www.epson.com.sg/truocolours](http://www.epson.com.sg/truocolours)

\* Leading Epson business and education projectors vs. leading 1-chip DLP® projectors, selected according to NPD data as of July 2015. Based on U.S. research conducted by Radius Research.

\*\* These lumen statistic can be found at [www.colorlightoutput.com](http://www.colorlightoutput.com).

1. Color brightness(color light output) in brightest mode, measured by a third-party lab in accordance with IDMS 15.4. Color brightness will vary depending on usage conditions. Top-selling Epson 3LCD projectors versus top-selling 1-chip DLP® projectors based on NPD sales data for May 2017 – April 2018.

2. Gamut volume in brightest mode, measured by a third-party lab in 3D in the CIE L\*a\*b\* coordinate space. Top-selling Epson 3LCD projectors versus top-selling 1-chip DLP® projectors based on NPD sales data for May 2017 – April 2018.