


**ULTRA-SHORT THROW  
INTERACTIVE PROJECTORS  
EB-696Ui/695Wi/685Wi/685W/680**

**EPSON**  
EXCEED YOUR VISION



**INTERACT SEAMLESSLY  
ACROSS PANORAMIC IMAGES.**

Take your audience on a breathtaking journey around the world through life-size panoramic images with the EB-600 series ultra-short throw projectors. Bring images to life with all its detail with staggering clarity beyond Full HD\* and project longer than before with an astounding 10,000 hours of lamp life in eco-mode. Create panoramic projections and enjoy seamless interactions with just your fingers\*\* or with the interactive pens^ while you scroll, zoom, and draw across dual projections^.



- Beyond Full HD Resolution\*
- Dual Screen Interactivity\*
- Finger Touch Interactive\*\*
- Ultra Short Throw 80" 47cm
- 10,000 Hours Lamp Life in Eco Mode
- Multi-PC Projection
- 3 x HDMI



**ENGINEERED FOR BUSINESS**

**Image That Illuminates**

WUXGA\* delivers clarity at a resolution of 1920 x 1200 to highlight every intricate detail and create large inspiring images.

**Panoramic Interactive Experience**

Draw seamlessly across two projections^ side by side, and experience wider panoramic interactivity.

**Enhanced Audience Collaboration**

Send projected questions to the audience's mobile devices to gather responses and project up to four of them at once.



\* For EB-696Ui only.  
\*\* Available on EB-696Ui/695Wi only.  
^ Available on EB-696Ui/695Wi/685Wi only.

Interactive, versatile and powerful, these projectors are set to redefine your discussions and presentations. Featuring advanced features such as beyond Full HD ultra-short throw projection, PC-less interactivity and seamless interactivity across dual screens, the Epson EB-600 projector series enables you to kick-start highly engaging interactive presentations right away.



## Image that Illuminates

### WUXGA – Beyond Full HD Resolution\*

Enjoy a dynamic viewing experience with WUXGA resolution (1920 x 1200 pixels) that is beyond Full HD. Deliver clearer high-resolution images from PCs, tablets and smart phones and watch your photos, 3D CAD, Blu-ray and online videos come to life in Full HD. Data figures on spreadsheets and charts will also be displayed clearly for everyone to read accurately.

### High Brightness Even in Eco-mode

Reduce energy consumption in ECO mode with minimal impact on image brightness. When ECO mode is turned on, brightness will only be reduced to 2,900 lumens. That means you can still enjoy bright projection even as you save on energy costs.

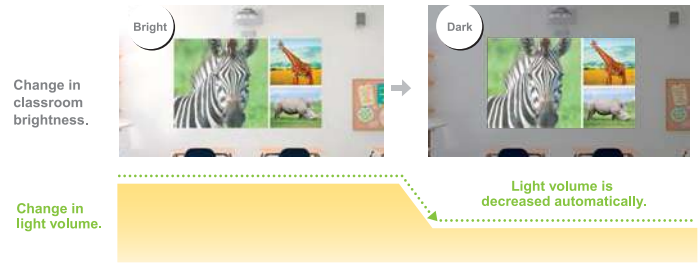



\* Only applicable for EB-696Ui.



## Auto-brightness Adjustment

Save energy consumption and do your part for the environment with the eco-friendly auto-brightness adjustment. The luminance sensor detects the brightness level of the environment and adjusts the projector's brightness automatically, giving you power and cost savings. This function can be turned on/off according to your preference.



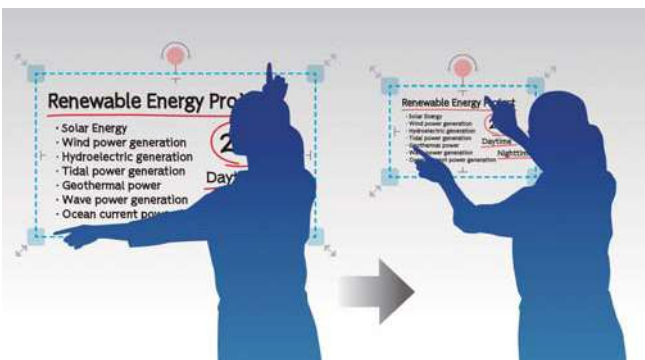
## Panoramic Interactive Experience

### Finger-touch Interactivity\*

Control your presentations and PC applications or navigate the modern touchscreen interface with the finger-touch enabled interactive projectors. You will be able to point, swipe, draw, pinch in/out and rotate using your fingers, even when projecting wirelessly.



When connected via USB cable to a PC running Epson Easy Interactive Tools 4.2 software, the projector supports six fingers and two interactive pens, allowing multiple users to write simultaneously for maximum participation and collaboration. When operating the projector standalone without a PC, the projector allows two fingers and two pens to write at the same time.



\* Only applicable for EB-696Ui and EB-695Wi.

### Dual Interactive Pens\*\*

The two new interactive pens are designed for high-speed writing, accurate response and long battery life. The high response speed and accuracy make drawing as instant and smooth as writing with a real marker on whiteboard. The pens can also function like a computer mouse to select, drag and double-click objects.



Both interactive pens are able to draw at the same time throughout the whole screen with its own selected colour. Fingers can select a third colour or the eraser function to work on the screen together with the pens. The pens also come with a side button for users to instantly activate various assigned functions to facilitate the most convenient annotation experience.



\*\* Only applicable for EB-696Ui/695Wi/685Wi.

### PC-less Interactive Functionality

With this original PC-free interactive feature by Epson, you can write and draw on the projector's in-built digital whiteboard or any image projected from other non-PC sources such as document camera, blue-ray player, video conference system, tablets and smart phones. You can also control any photo slide show loaded from a USB memory key in PC-free mode.



### Dual Screen Seamless Interactivity

To deliver the most immersive interactive experience, two projectors can be installed side by side to create an ultra-wide interactive panoramic screen of up to 177 inches diagonal. Write or move objects seamlessly across the dual screen with your fingers or interactive pens. With the extended interactive space, more meeting information can now be displayed for cross-referencing and you will never have to worry about limited drawing space anymore.



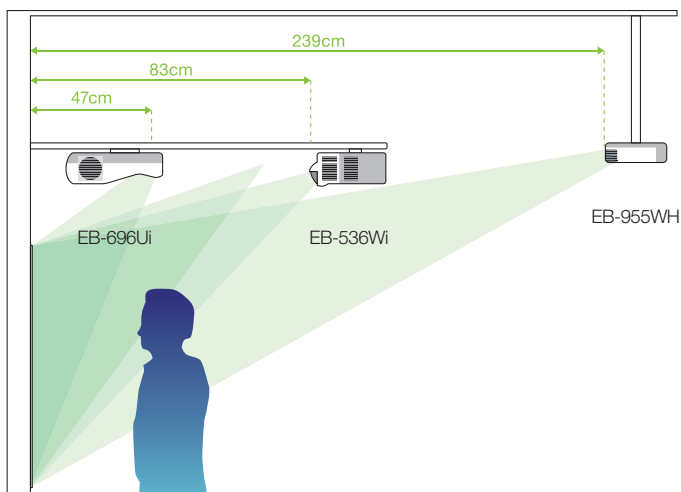
### Enhanced Audience Collaboration

#### Ultra-short Throw Advantage

With ultra-short throw, light from these interactive projectors is less distracting as it barely touches the presenter, ensuring a more comfortable experience compared to conventional models.

As light is not blocked by the presenter, less shadow is formed on the screen, allowing the audience to clearly see the information projected at all times.

The ultra-short throw setup also ensures stable performance of the two interactive pens and provides consistent colour uniformity over the entire screen. These advantages keep the presenter more comfortable and enable clear, smooth presentations.



Conventional projector with shadow interference

Epson ultra-short throw projector



Conventional projector with blinding glare on presenter's face

Epson ultra-short throw projector

## Versatile Projection

With ultra-short throw, it is now possible to project a large screen within the narrow space of retail windows. You can now create captivating window displays with the help of large projections to increase the visibility of store merchandise. The ultra-short throw projectors can also be flexibly mounted onto a table to create an engaging interactive tabletop for meetings and discussions.



Desktop projection for window display



Table top projection

## Wide Range of Connectivity


### Full Compatibility

Advanced connectivity features mean convenient and hassle-free projections of your presentations. Featuring wide-ranging interfaces, these projectors not only correspond with multiple conventional analogue sources, they are also compatible with HDMI and supports CEC. And with three HDMI input terminals, of which one is MHL-enabled for mirroring of Android mobile devices, you can connect to various devices and share contents from different sources easily.

Simply connect your MHL-compatible device with the MHL cable to fully enjoy your contents on the big screen. What's more, when connected, you can charge your Android mobile device and operate it using the projector's remote control.

**HDMI™**  
HIGH-DEFINITION MULTIMEDIA INTERFACE

**MHL**  
Mobile High-Definition Link




3 x HDMI





### iProjection App for Mobile Devices

The iProjection app enables both iOS and Android devices to easily connect to the projector. You can use iProjection to wirelessly project various documents, photos and web pages, and draw on the device screen and share on projection. To connect, search for the projector in your local network or simply scan a QR code displayed on the projector screen. Remote control function is also built into iProjection so you can use the app to control projector functions. In addition, iProjection now supports screen mirroring (without audio) from devices running on Android 5.0 and above.



\* In iProjection, projector profile search, multi-screen display, distribution function, audio transfer, movie file transfer, interrupt connection disabling and encryption data transfer capabilities are not supported.



\*\* Wireless LAN USB dongle ELPAP10 is sold separately to enable projector's wireless connectivity to PCs, devices and wireless network.

### Split Screen

Split the projector screen into two to project images from two different sources simultaneously. With the maximum 100-inch large screen size, you can project images from two different sources side-by-side clearly. For example, you may show your presentation or document camera image on one side and write on the digital whiteboard on the other. With this function, there is no need to purchase two separate displays.

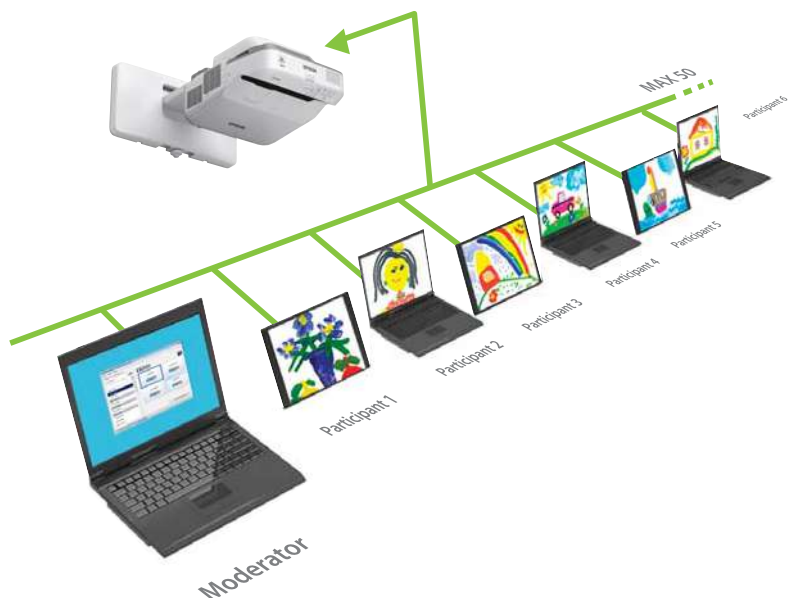


### Multi PC Projection

Project from your laptop wirelessly using Epson EasyMP Multi PC Projection 2.0 software. Up to 50 laptops and mobile devices can connect to a single projector via this software. A laptop or device of the presenter can be assigned as the moderator and send a projected image with questions to all connected participant devices. After the participants write down their answers on the image and project them, the moderator can view thumbnail previews of the answers and select up to four of them to be projected on the screen simultaneously for sharing and comparison.



Annotate on the multi-PC projection



## Convenient and Ergonomic Features

### Home Screen

View and access your most frequently used functions immediately from the home screen. See all input sources at one glance and switch between them easily. For devices to easily connect wirelessly, the projector's wireless network information and QR code are also shown on the home screen.



### On-screen Control of Epson Document Camera

With greater compatibility to Epson document cameras\*, you can adjust document camera functions like zoom, auto focus, image capture, rotation, video recording, etc. from the on-screen document camera control toolbar. These controls are enabled by just a HDMI connection. Now, you can easily control the document camera to achieve your ideal image without moving away from the presentation screen.



\* Only applicable for ELPDC21/ELPDC13/ELPDC07 document cameras.

### Auto Power On

With the auto power on function, projection starts automatically once a projection signal is detected via VGA cable.

### Improved Control Toolbar on the Projector Screen

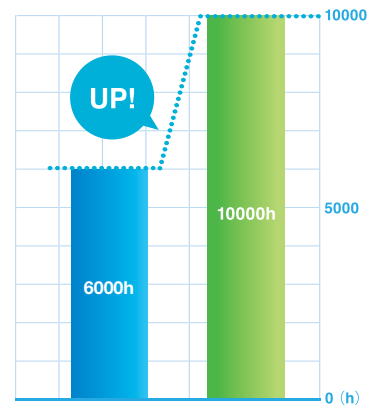
Conveniently access commonly used functions from the control toolbar projected on screen. Buttons available include Home, Print, Save, Image Share, Input, Zoom, A/V mute, Freeze, Volume, Split Screen, Timer, Document Camera and Power Off.

### Enhanced Whiteboard Feature

Drawings and images on the projector's digital whiteboard can be saved into a USB memory drive or printed via a network printer.

### Longer Lamp Life

With a long lamp life of 10,000 hours in ECO mode, the frequency of lamp replacements is reduced, saving you time and lowering the total cost of ownership.



Comparison in ECO mode

### Eco Features

- Uses just 0.37W of power in standby mode
- Projector optics employ lead-free lenses
- Unpainted plastic housing reduces the environment impact
- The flame retardants used in the plastic housing do not contain chlorine or bromine

### Better Products for a Better Future™

For more information on Epson's environmental programmes, visit <http://global.epson.com/SR/environment>.

## PARTNERS IN PERFECTION

### Wireless LAN Adaptor ELPAP10



Supports 802.11 b/g/n connection  
Compatible with all Epson wireless-enabled projectors

### Desktop Document Camera ELPDC21



Full HD (1080p) resolution  
2 megapixels with 30fps  
12x optical zoom  
10x digital zoom  
HDMI connectivity

### Ink Tank System L485



Print speed: 33ppm  
Maximum resolution:  
5760 x 1440 dpi  
Multifunctional: print, scan, copy  
Wireless and Wi-Fi direct printing  
Epson connect enabled

# SEE VIBRANT, REALISTIC COLOURS WITH HIGH COLOUR BRIGHTNESS.



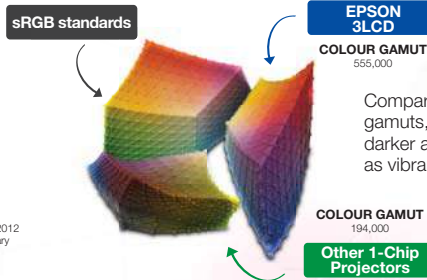
See colours like never before. Epson 3LCD projectors deliver brilliant colours that match its white brightness to give you balanced, realistic, and vibrant images. It's no wonder Epson projectors are the people's preferred choice.

\*Based on a third-party study made by Radius Global Market Research of nearly 900 participants in the US



## Up to 3X Wider Colour Gamut

Colour gamut refers to the range of colours that can be reproduced by a display device – the wider the gamut, the more realistic it is. Epson 3LCD projectors project three times wider gamut that matches closely to the original standard of a display device (sRGB), as compared to 1-chip projectors.



Comparing the yellow corners among the three gamuts, 1-chip projectors have a distinctly darker and smaller set of colours which are not as vibrant as Epson 3LCD projectors.

\*Compared against similarly-priced leading 1-chip DLP® business and education projectors based on NPD data from July 2011 through June 2012 (available from www.npd.com). Colour brightness (colour light output) measured in accordance with IEC62464-15.4. Actual colour brightness will vary depending on actual usage conditions. 3LCD® is a registered trademark of Seiko Epson Corporation. DLP® is a registered trademark of Texas Instruments, Inc. and its use here does not imply any affiliation with or endorsement by them.

## Up to 3X Brighter Colours

Epson 3LCD projectors deliver up to three times the colour brightness, effortlessly creating the same colour and white brightness, resulting in faithful images with superior colour balance.



## No Rainbow Effect



With 1-chip projectors, the spinning motion of the sequential colour wheels tend to cause colours to break out into distinct red, green and blue. Called the rainbow effect, this may cause users to suffer headaches with prolonged viewing. Epson projectors do not give out this effect, giving users a comfortable experience.



[www.epson.com.sg/colourbrightness](http://www.epson.com.sg/colourbrightness)

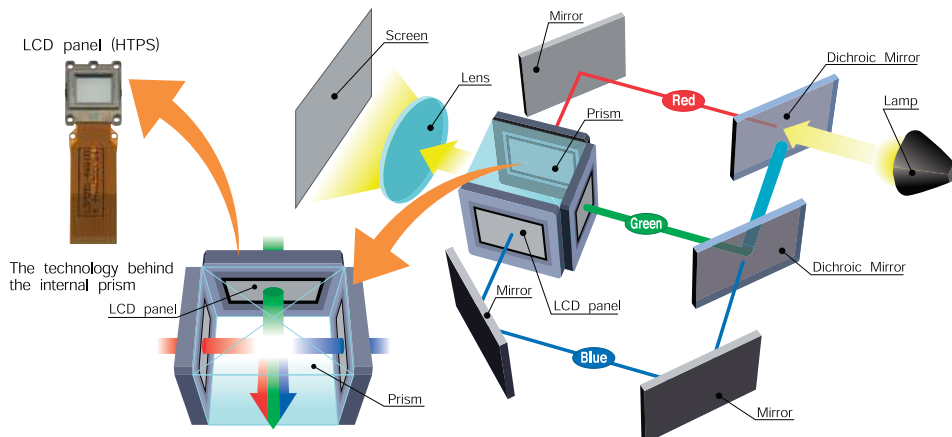
# EPSON 3LCD TECHNOLOGY – FOR BRIGHT, FAITHFUL COLOURS

3LCD projectors offer brighter and more accurate colours as they produce different shades and hues by filtering, then mixing beams of the three primary colours (red, green and blue).

In a 3LCD projector, white light is first split into the three beams of primary colours. Each beam is then filtered through its own LCD that will give each individual pixel of the image its exact brightness for each colour. The colour beams are then perfectly recombined in a prism before being projected out as a complete image.

This compares to projectors using single-chip technology that actually project individual colours sequentially by filtering their single white light beam through a colour wheel, and then relying on human colour perception to combine the colours in the viewers' minds.

As a result, 3LCD projectors also offer greater detail, smoother gradations, no "colour breakup" effect, are easier on viewers' eyes, and consume about 25% less power to achieve the same brightness compared to a single-chip projector using a lamp of the same wattage.



3LCD projector: RGB are projected at the same time, which makes the single composite image easy on the eyes.

• An independent test by projector review media ProjectorCentral.com in 2009 of about 800 projectors found that on average, 3LCD projectors use 25% less power than single-chip projectors.



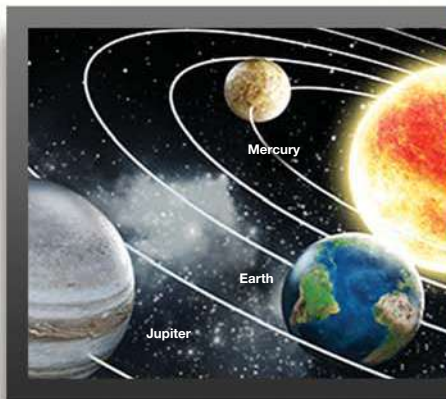


# BIGGER PROJECTION. BRIGHTER FUTURE.

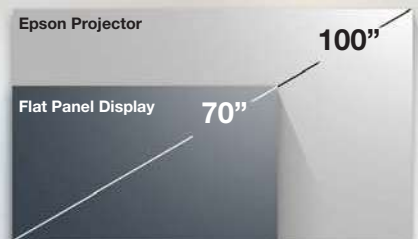


Epson Projector

Flat Panel Display



58% of students in a classroom are unable to read content on a 70-inch flat panel display.\* This is why we've built projectors that depict larger and more immersive pictures, so that you can fully engage your audience and maximise every learning experience with exquisite detail and vibrancy. By not downsizing classroom displays to flat panels—you ensure the brightest minds of our future are not hindered by contents displayed too small and unreadable. Experience the real practical difference today.



EpsonSEA 
 @EpsonSEA 
 @EpsonSEA 
 EpsonSoutheastAsia 
 Epson Southeast Asia

To find out more, visit [www.epson.com.sg/displaysizematters](http://www.epson.com.sg/displaysizematters)

\*Leading 70-inch class 4k resolution flat panel in a 22' (width) by 27' (depth) classroom-style arrangement. When asked to copy down six short items of information from slides being displayed, 58% of students ages 12-22 copied at least one item incorrectly. Based on U.S. research conducted by Radius Research.



MODEL NUMBER	EB-696Ui	EB-695Wi	EB-685Wi
<b>Projection Technology</b>	RGB liquid crystal shutter projection system (3LCD)		
<b>Specifications of Main Parts</b>			
LCD	Size	0.67" (D10)	0.59" (D9 C2fine)
	Native Resolution	WXGA	WXGA
Projection Lens	Type	No Optical Zoom / Focus (Manual)	
	F-Number	1.60	
	Focal Length	4.2mm	3.7mm
	Zoom Ratio	1.0 - 1.35 (Digital Zoom)	
	Throw Ratio	0.27 - 0.37 (Wide - Tele)	0.28 - 0.37 (Wide - Tele)
Lamp	Type	267W UHE	
	Life (Normal / Eco / Eco2) <sup>1</sup>	5,000 hours / 10,000 hours / N/A	5,000 hours / 10,000 hours / 9,000 hours
<b>Screen Size (Projected Distance)</b>	70" - 100" [40.5 - 59.3 cm]	60" - 100" [35.4 - 60.1 cm]	74.3" screen 44.3cm
<b>Brightness<sup>2</sup></b>			
White Light Output (Normal / Eco)	3,800lm / 2,900lm	3,500lm / 2,900lm	
Colour Light Output	3,800lm	3,500lm	
<b>Contrast Ratio</b>	16,000:1	14,000:1	
<b>Internal Speaker(s)</b>			
Sound Output	16W Mono		
<b>Keystone Correction</b>			
Vertical / Horizontal (Zoom : Tele)	±3° / ±3°		
Quick Corner	Yes		
<b>Connectivity</b>			
Analog Input	D-Sub 15Pin	1 (Blue)	2 (Blue)
	Composite	RCA x 1 (Yellow)	
Digital Input	HDMI	3 (HDMI1 in common with MHL)	
Output Terminal	D-Sub 15Pin	1 (Black)	1 (Black) In common with Computer2
Audio Input	Stereo Mini Jack	2	3
Audio Output	Stereo Mini Jack	1	
Others	USB Type A	2 (for USB Memory, USB Document Camera, Firmware Update, Copy OSD Settings)	
	USB Type B	1 (for USB Memory, USB Document Camera, Firmware Update, Copy OSD Settings)	
Control I/O	Microphone Input	1	
	RS-232C	D-Sub 9pin x 1	
	Interactive Sync	Stereo Mini Jack IN x 1, OUT x 1	
Network	Touch Unit Control	Yes	
	Wired LAN	RJ45 x 1 (100Mbps)	
Wireless	Optional (ELPAP10)		
<b>Wireless Specifications</b>			
Supported Speed For Each Mode	IEEE 802.11b: 11 Mbps <sup>3</sup> IEEE 802.11g: 54 Mbps <sup>3</sup> IEEE 802.11n: 130 Mbps <sup>3</sup>		
Wireless LAN Security	WPA/WPA2-Personal (with optional ELPAP10)		
<b>Interactive Specification</b>			
Interactive Unit			
Technology	Infrared		
Input Devices	Interactive Pen	Digital Pen (Easy Interactive Pen 1,2)	
	Fingers	Finger (1-6 fingers)	N/A
Connection To Computer	USB, Network		
Calibration	Pen: Auto / Manual (25points) Finger: Manual (16points)		Pen: Auto / Manual (25points)
	Functions		
Touch Unit	Hover, Right Click, Auto Adjust Pen Area		
Maximum Dimension (D x W x H)	51 x 210 x 95 mm	N/A	
Weight	450g	N/A	
<b>Operating Temperature</b>			
Single Use (Below 1,500m / 4,921ft)	5 - 40 °C <41 - 104 °F> (0m / 0ft - 2,286m / 7,500ft) 5 - 35 °C <41 - 95 °F> (over 2,286m / 7,500ft) (20% - 80% humidity, No Condensation)		
Multi-projection Use (Below 1,500m / 4,921ft)	5 - 35 °C <41 - 95 °F> (0m / 0ft - 2,286m / 7,500ft) 5 - 30 °C <41 - 86 °F> (over 2,286m / 7,500ft) (20% - 80% humidity, No Condensation)		
<b>Operating Altitude</b>			
Direct Power On / Off	Yes		
Start-Up Period	About 8 seconds, Warm-up Period: 30 seconds		
Cool Down Period	Instant Off		
Air Filter	Type	Electrostatic Filter	
	Maintenance Cycle <sup>4</sup>	10,000 hours	5,000 hours (Power Consumption: Normal) 10,000 hours (Power Consumption: Eco)
<b>Power Supply Voltage</b>	100 - 240 V AC ±10%, 50/60 Hz		
<b>Power Consumption (220 - 240V)</b>			
Lamp On (Normal / Eco)	401W / 334W	354W / 309W	
Standby (Network On / Off)	3.0W / 0.32W	2.3W / 0.37W	
<b>Dimension Excluding Feet (D X W X H)</b>	447 x 474 x 130 mm		
Weight	Approx. 8.3kg	Approx. 5.8kg	
<b>Fan Noise (Normal / Eco / Eco2)</b>	37dB / 30dB	35dB / 30dB / 29dB	

**Supplied Accessories**

Power Cable: 4.5m  
USB Cable: 5m  
Remote Control with Battery Attached  
Interactive Pens: 2 Pens with AA Battery  
Pen Tray  
Setting Plate  
Light Curtain Unit (EB-696Ui / EB-695Wi)  
Light Curtain Unit Bracket  
Pen Tip (Soft): 4  
Pen Tip (Hard): 2  
Pen Tip Holder  
Password Protect Sticker

**Optional Accessories**

Spare Lamp: ELPLP92 (EB-696Ui)  
ELPLP91 (EB-695Wi / EB-685Wi)  
Air Filter: ELPAF45 (EB-696Ui)  
ELPAF49 (EB-695Wi / EB-685Wi)  
Wireless LAN Unit: ELPAP10  
Remote Control Cable Set: ELPK28 (10m x 2)  
(for synchronization of Interactive IR)  
Setting Plate: ELPMB46 (EB-696Ui)  
ELPMB46 / ELPMB43 / ELPMB28  
(EB-695Wi / EB-685Wi)  
Table Mount Bracket: ELPMB29  
Easy Interactive Pen 1 (Orange): ELPPN05A  
Easy Interactive Pen 2 (Blue): ELPPN05B  
Replacement Hard Pen Tips: ELPPS03 for  
ELPPN05 (Hard)  
Replacement Soft Pen Tips: ELPPS04 for  
ELPPN05 (Soft)

EB-696Ui



EB-695Wi



EB-685Wi



©2017 Epson Singapore Pte Ltd. All Rights Reserved. Reproduction in part or in whole, without the written permission from Epson, is strictly prohibited.

EPSON and EXCEED YOUR VISION are registered trademarks of Seiko Epson Corporation.

All other product names and other company names used herein are for identification purposes only and are the trademarks or registered trademarks of their respective owners.

Epson disclaims any and all rights in those marks. Projected images shown herein are simulations. The actual product design and contents may vary. Specifications are subject to change without notice and may vary between countries. Please check with local Epson offices for more information.

Apple, iPad and iPhone are trademarks of Apple Inc., registered in the U.S. and other countries. App Store is a service mark of Apple Inc.

Android is a trademark of Google Inc.

Information correct as at January 2017

<sup>1</sup> Lamp life will vary depending upon mode selected, environmental conditions and usage. Lamp brightness decreases over time.

<sup>2</sup> Colour brightness (colour light output) and white brightness (white light output) will vary depending on usage conditions. Colour light output measured in accordance with IDMS 15:4; white light output measured in accordance with ISO 21118.

<sup>3</sup> Maximum speed and range is achievable when used with same enhanced mode technology. Actual data rates, features and performance may vary depending on your computer system, the environment and other factors.

<sup>4</sup> When used in the general office environment (the amount of floating dust: 0.04 - 0.2 mg/m<sup>3</sup>). Based on the Epson's in-house test results.



MODEL NUMBER	EB-685W	EB-680
<b>Projection Technology</b>	RGB liquid crystal shutter projection system (3LCD)	
<b>Specifications of Main Parts</b>		
LCD	Size	0.59" (D9 C2fine)   0.55" (D9 C2fine)
	Native Resolution	WXGA   XGA
Projection Lens	Type	No Optical Zoom / Focus (Manual)
	F-Number	1.60
	Focal Length	3.7mm
	Zoom Ratio	1.0 - 1.35 (Digital Zoom)
	Throw Ratio	0.28 - 0.37 (Wide - Tele)   0.32 - 0.43 (Wide - Tele)
Lamp	Type	250W UHE
	Life (Normal / Eco / Eco2) <sup>1</sup>	5,000 hours / 10,000 hours / 9,000 hours
<b>Screen Size (Projected Distance)</b>	60" - 100" [35.4 - 60.1 cm] 74.3" screen 44.3cm	55.4" - 92.7" [35.4 - 60.1 cm] 68.9" screen 44.3cm
<b>Brightness<sup>2</sup></b>		
White Light Output (Normal / Eco)	3,500lm / 2,900lm	
Colour Light Output	3,500lm	
<b>Contrast Ratio</b>	14,000:1	
<b>Internal Speaker(s)</b>		
Sound Output	16W Mono	
<b>Keystone Correction</b>		
Vertical / Horizontal (Zoom : Tele)	±3° / ±3°	
Quick Corner	Yes	
<b>Connectivity</b>		
Analog Input	D-Sub 15Pin	2 (Blue)
	Composite	RCA x 1 (Yellow)
Digital Input	HDMI	3 (HDMI1 in common with MHL)
Output Terminal	D-Sub 15Pin	1 (Black) In common with Computer2
Audio Input	Stereo Mini Jack	3
Audio Output	Stereo Mini Jack	1
Others	USB Type A	1 (for USB Memory, USB Document Camera, Firmware Update, Copy OSD Settings)
	USB Type B	1 (for USB Display, Mouse, K/B, Control, Firmware Update, Copy OSD Settings)
	Microphone Input	1
Control I/O	RS-232C	D-Sub 9pin x 1
Network	Wired LAN	RJ45 x 1 (100Mbps)
	Wireless	Optional (ELPAP10)
<b>Wireless Specifications</b>		
Supported Speed For Each Mode	IEEE 802.11b: 11 Mbps <sup>3</sup> IEEE 802.11g: 54 Mbps <sup>3</sup> IEEE 802.11n: 130 Mbps <sup>3</sup>	
Wireless LAN Security	WPA/WPA2-Personal (with optional ELPAP10)	
<b>Operating Temperature</b>		
Single Use (Below 1,500m / 4,921ft)	5 - 40 °C <41 - 104 °F> (0m / 0ft - 2,286m / 7,500ft) 5 - 35 °C <41 - 95 °F> (over 2,286m / 7,500ft) (20% - 80% humidity, No Condensation)	
Multi-projection Use (Below 1,500m / 4,921ft)	5 - 35 °C <41 - 95 °F> (0m / 0ft - 2,286m / 7,500ft) 5 - 30 °C <41 - 86 °F> (over 2,286m / 7,500ft) (20% - 80% humidity, No Condensation)	
<b>Operating Altitude</b>	0 - 3,000 m <0 - 9,843 ft>	
<b>Direct Power On / Off</b>	Yes	
<b>Start-Up Period</b>	About 8 seconds, Warm-up Period: 30 seconds	
<b>Cool Down Period</b>	Instant Off	
<b>Air Filter</b>	Type	Electrostatic Filter
	Maintenance Cycle <sup>4</sup>	5,000 hours (Power Consumption: Normal) 10,000 hours (Power Consumption: Eco)
<b>Power Supply Voltage</b>	100 - 240 V AC ±10%, 50/60 Hz	
<b>Power Consumption (220 - 240V)</b>		
Lamp On (Normal / Eco)	354W / 309W	
Standby (Network On / Off)	2.3W / 0.37W	
<b>Dimension Excluding Feet (D X W X H)</b>	400 x 367 x 149 mm	
<b>Weight</b>	Approx. 5.7kg	
<b>Fan Noise (Normal / Eco / Eco2)</b>	35dB / 30dB / 29dB	

**Supplied Accessories**

Power Cable: 4.5m  
Remote Control with Battery Attached  
Setting Plate  
Password Protect Sticker

**Optional Accessories**

Spare Lamp: ELPLP91  
Air Filter: ELPAF49  
Wireless LAN Unit: ELPAP10  
Setting Plate: ELPMB46 / ELPMB43 / ELPMB28  
Table Mount Bracket: ELPMB29

EB-685W / EB-680



©2017 Epson Singapore Pte Ltd. All Rights Reserved. Reproduction in part or in whole, without the written permission from Epson, is strictly prohibited.

EPSON and EXCEED YOUR VISION are registered trademarks of Seiko Epson Corporation.

All other product names and other company names used herein are for identification purposes only and are the trademarks or registered trademarks of their respective owners.

Epson disclaims any and all rights in those marks. Projected images shown herein are simulations. The actual product design and contents may vary. Specifications are subject to change without notice and may vary between countries. Please check with local Epson offices for more information.

Apple, iPad and iPhone are trademarks of Apple Inc., registered in the U.S. and other countries. App Store is a service mark of Apple Inc.

Android is a trademark of Google Inc.

Information correct as at January 2017

<sup>1</sup> Lamp life will vary depending upon mode selected, environmental conditions and usage. Lamp brightness decreases over time.

<sup>2</sup> Colour brightness (colour light output) and white brightness (white light output) will vary depending on usage conditions. Colour light output measured in accordance with IDMS 15:4; white light output measured in accordance with ISO 21118.

<sup>3</sup> Maximum speed and range is achievable when used with same enhanced mode technology. Actual data rates, features and performance may vary depending on your computer system, the environment and other factors.

<sup>4</sup> When used in the general office environment (the amount of floating dust: 0.04 - 0.2 mg/m<sup>3</sup>). Based on the Epson's in-house test results.

# PROTECT YOUR PROJECTOR. USE GENUINE LAMPS.



Don't compromise on safety – use Epson genuine lamps to avoid damaging your projector. Eliminate the risk of melting parts of your projector, as well as breaks that result in high-voltage shutdown. With a 0% failure rate even after 2,000 hours of usage – compared to 70% in non-genuine lamps – Epson genuine lamps are safer and more reliable. Choose the best possible viewing experience filled with long-lasting sharpness and colour in every projected image with Epson.



## GENUINE EPSON LABEL

To ensure the best quality and safety when using your Epson Projector, look for the “Genuine EPSON Colour Shifting Label” on your projector lamp. Real quality and value, only with Epson genuine supplies.

## DANGERS OF NON-GENUINE LAMPS



### UNRELIABLE

Counterfeit lamps deteriorate and break much faster than genuine ones.



### UNSAFE

Parts of your Epson projector such as the housing or wires may melt, disconnect, or become damaged when using non-genuine lamps.



### POOR IMAGE QUALITY

Counterfeit lamps may result in inaccurate colour projection, lower brightness levels, as well as flickering images that spoil your viewing experience.