

HIGH BRIGHTNESS BUSINESS PROJECTORS
EB-G7100/G7805/G7000W
EB-G7200W/G7400U/G7905U

EPSON
 EXCEED YOUR VISION






Epson high brightness EB-G7000 series projectors present a new perspective on clarity, durability, and versatility. With the advanced C²Fine™ and 4K Enhancement Technology*, projections are brought to life with vibrant colours in extreme resolution and vividness. Overcome the limitations of space constraints and project large and uncompromised images through the projector's astoundingly short throw ratio of 0.35**.



EB-G7000W/G7100/
G7200W/G7400U



EB-G7805/G7905U

- 
High
Brightness
- 
Beyond
Full HD
Resolution
- 
Powered
Lens
- 
Portrait
Projection
- 
Flexible
Installation
- 
Edge
Blending
- 
Point
Correction



ENGINEERED FOR BUSINESS

Enhanced Image Quality

See every detail with great colour brilliance, made possible with the integrated innovative C²Fine™ and 4K Enhancement Technology.

Resilient Durability

Innovative and durable design guarantees you 24/7 performance of 20,000 hours or 3 years, depending on whichever is fulfilled first.

Versatile Projections and Placements

With the ELPLX01 zero offset ultra-short throw lens, project clear and vibrant images in any space-constrained environment.



* Available on EB-G7400U and EB-G7905U only.
 ** With optional ELPLX01 zero offset ultra-short throw lens.

HIGH BRIGHTNESS BUSINESS PROJECTORS

EB-G7100/G7805/G7000W

EB-G7200W/G7400U/G7905U

Enjoy stunning, dynamic projections with Epson EB-G7000 projector series equipped with the latest 4K enhancement and super resolution technology for smooth and high-contrast presentations every time. With an incredible crisp, clear presentations that are beyond Full HD.




Enhanced Image Quality

WUXGA – Beyond Full HD Resolution

With WUXGA resolution (1,920 x 1,200 pixels), you enjoy a sharp, clear display of Full HD video (1,920 x 1,080 pixels) images down to the smallest details even on large-screen projections for an incredible dynamic viewing experience.

Brighter, More Colourful Images

The single 400W lamp produces up to 8,000 lumens of light to deliver dazzling high-definition images, ideal for large auditoriums, lecture halls and conference rooms. Epson's advanced optical engine system ensures no compromise on colour intensity even at high brightness levels. This means you can captivate your audience with bright vibrant colours in any environment with Epson's colour management capability.

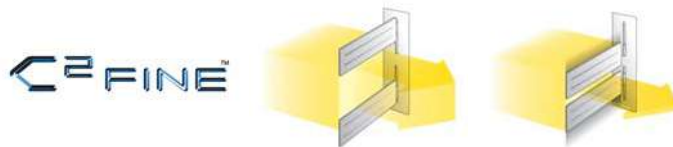


series. Powerful, user-friendly and technology, these projectors deliver a 50,000:1 contrast ratio, expect



Vivid Contrast Brings Images to Life

Differences in brightness from image to image can result in loss of details. Epson's Auto Iris feature changes that by offering an incredible 50,000:1 contrast ratio, automatically adjusting images for optimal clarity. In combination with C²Fine™ technology, the EB-G7000 series consistently delivers stunning vivid images with exceptional contrast for truly inspiring presentations.



Low contrast image



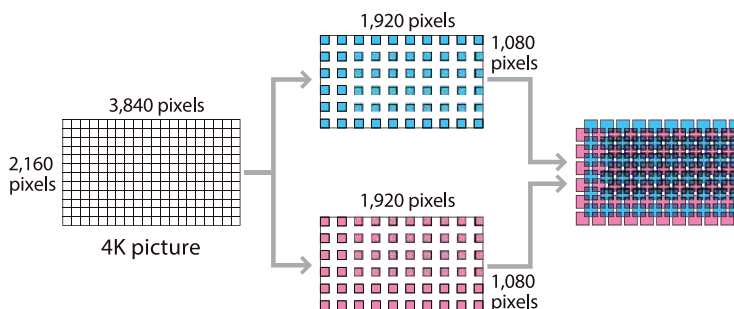
High contrast image

High-definition Images with 4K Enhancement Technology*

4K enhancement technology shifts each pixel diagonally by 0.5 pixels to double the resolution to 3840 x 2160, surpassing Full HD image quality to give you unbelievable sharpness, clarity and detail on all your presentations.

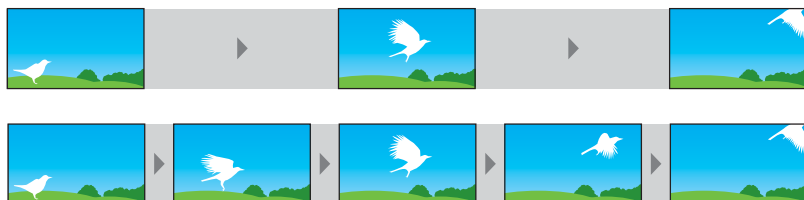
* Only applicable for EB-G7400U and EB-G7905U.

Note: This function can only be used when the input signal is 1080p or higher, and is recommended for projecting HD videos only, not documents.



Frame Interpolation

Enjoy clearer, sharper playback even on fast-moving subjects with Epson's Frame Interpolation Technology. This unique function effectively eliminates motion blurring by inserting intermediate frames between images to create smoother motion transition.



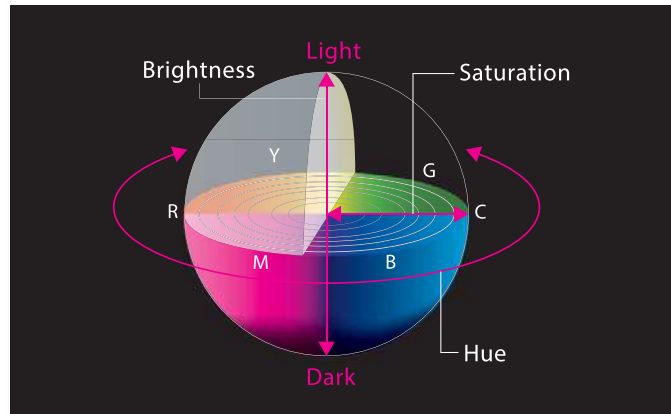
HIGH BRIGHTNESS BUSINESS PROJECTORS

EB-G7100/G7805/G7000W

EB-G7200W/G7400U/G7905U

Colour Adjustment

With the colour adjustment function, you can easily adjust the hue, saturation and brightness for each component of RGBCMY to match your preferences.

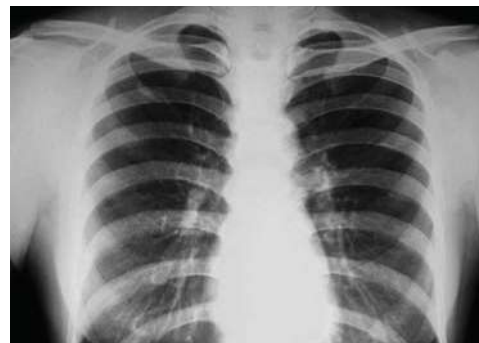


DICOM Mode

This colour mode produces images with clear shadows, ideal for projecting X-rays and other medical images*.



Normal colour mode




DICOM SIM mode


* This projector series is not a medical device and cannot be used for actual medical diagnosis.

Super-resolution Technology

Epson's super-resolution technology delivers razor-sharp images even when projecting low-resolution content onto large screens. And with image data processed frame by frame, even rapid motion remains crisp.



Super-resolution off



Super-resolution on

Resilient Durability

Maintenance Has Never Been Easier

A clever ergonomic design means you can change lamps and filters easily without having to uninstall the projector from the ceiling.



Easy-to-replace Lamps

The lamps can be replaced quickly without tools and dismantling of the projector.



Easy-to-replace Filter

The ventilation for drawing cooling air is equipped with a large high density pleated type filter to prevent airborne dust from entering the projector. The air filter can be easily replaced by opening the side cover.

Longer Projector Lifespan

By combining Epson's proprietary C²Fine™ (Crystal Clear Fine) Technology, inorganic LCD panels and Epson's optimised cooling system, the Epson EB-G7000 series is able to guarantee up to 20,000 hours or 3 years (whichever comes first) of long-lasting performance, even for 24/7 continuous usage. They deliver high quality bright images and operate on low noise, making them ideal for meeting rooms, lecture halls, museums and any other venues.

* Under 25°C environment with lamp change.

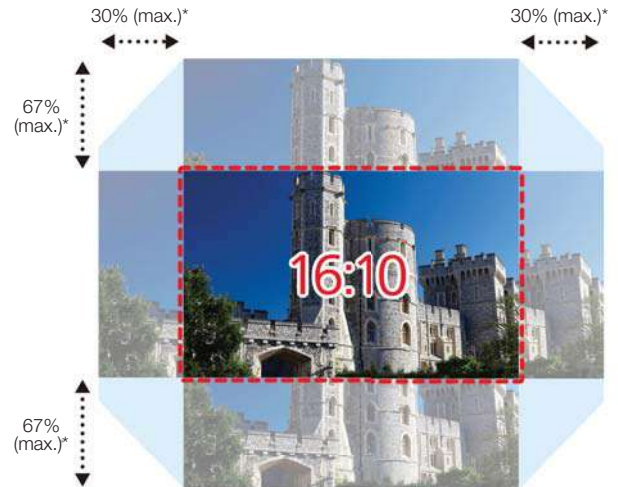
Versatile Projections and Placements

Powered Lens with Stepping Motor

The powered lens with stepping motor offers limitless possibilities in projector placement. Covering a wide range of angles, the motorised lens shift gives you a great deal of flexibility when installing the projector. The newly adopted stepping motor lets you make highly precise adjustments when employing edge blending, stacking and other techniques. Adjustments can also be made via remote control or over a network, enhancing usability even for ceiling-mounted projectors.

Lens-position Memory

With storage for up to 10 settings in the projector memory, including shift positions, focus and projection sizes, you can easily and quickly adjust the projector according to the aspect ratio of content simply by using either the remote controller or command control.

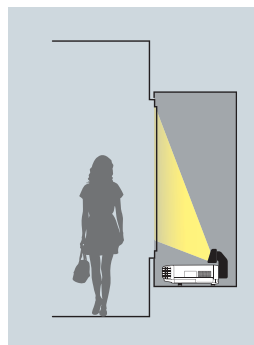


* ±57% vertically and ±30% horizontally for EB-G7805/G7100.

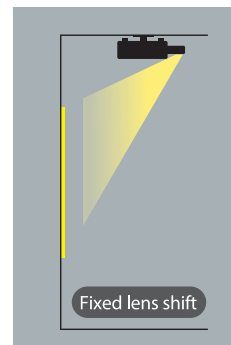
Zero Offset, Ultra-short Throw Lens

A revolutionary invention of Epson, this powerful lens is especially useful for environments with extremely limited lens-to-screen distances. The short throw ratio of 0.35 with zero-offset and the projector's front-mounted exhaust system means you can project onto 100-inch screens even from as near as 74cm away. When combined with lens shift (+17% vertically, ±10% horizontally), these features simplify usage where space is at a premium.

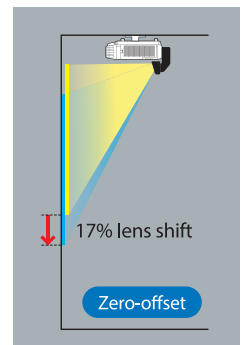
Epson EB-G7000 series



Competitor



Epson EB-G7000 series



Larger image from shorter distances, plus added installation flexibility

HIGH BRIGHTNESS BUSINESS PROJECTORS

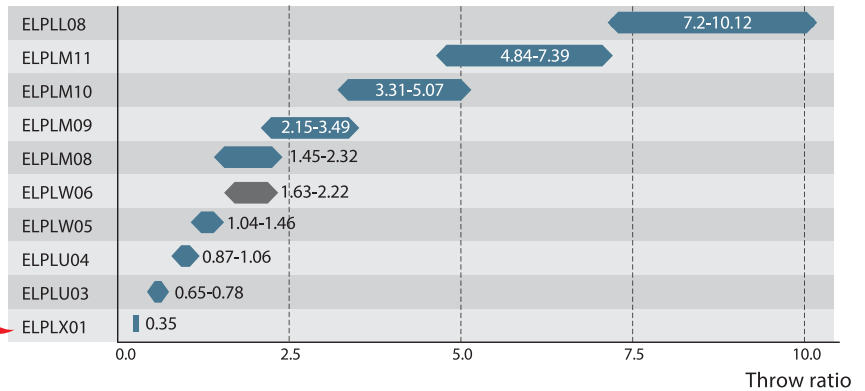
EB-G7100/G7805/G7000W

EB-G7200W/G7400U/G7905U

Extensive Lens Options

The Epson EB-G7000 series offers an extensive line-up of optional lenses to fit any venue or subject. And with the new ELPLX01 zero offset, ultra-short throw lens, you can install the projector even in tight spaces.

NEW
Ultra Short
Throw Lens



Split Screen

Display images from two different sources side by side on the same screen for a more effective presentation. In video conferences, for example, images of presentation materials and remote participants can be shown simultaneously. In addition, split screen display between two digital interfaces is now possible with the EB-G7000 series.



Portrait and 360° Projection

The new portrait mode allows you to place your projector on its side with no impact to its performance, enabling you to project your images vertically without compromising on image quality. This makes it ideal for the projection of advertisements and digital signage. And with 360° projection, you can project images from any angle, so there's no limitation, whatever the space restrictions.



Portrait projection

Projection on Wide Curved and Corner Spaces

Fit your projection images nicely even on non-flat surfaces. Create stunning projection images on wide curved surfaces and corner walls, ideal for advertisements and marketing promotions.



Borderless Multi Projection

Offering a variety of functions for multi-projector installations, the EB-G7000 series lets you adjust brightness, colour and the position of overlapping areas for seamless, beautiful displays. There is also an Auto Scaling function for easy multi-projector displays and an Advanced Edge Blending function for more precise edge-blending adjustment.



Colour Matching/Brightness Level

Enjoy uniform colour and brightness even when using multiple projectors.




Point Correction

Easily correct single-projector distortion or multi-projector misalignment directly on the screen. Quickly fine-tune the images by adjusting point by point from right to left, top to bottom, using a projected maximum 17x17 matrix.



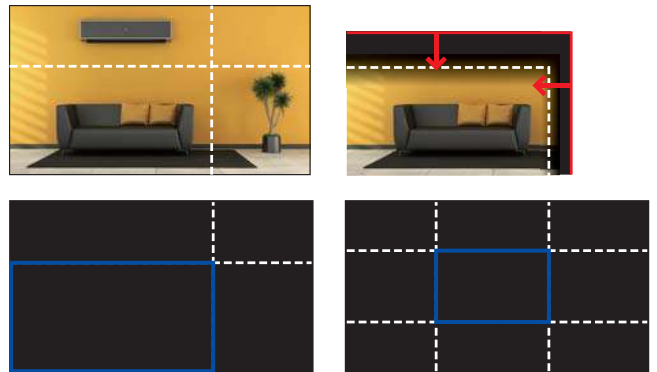
Black Level

Experience uniform black levels in overlapping areas of images even when using multiple projectors.



Advanced Edge Blending

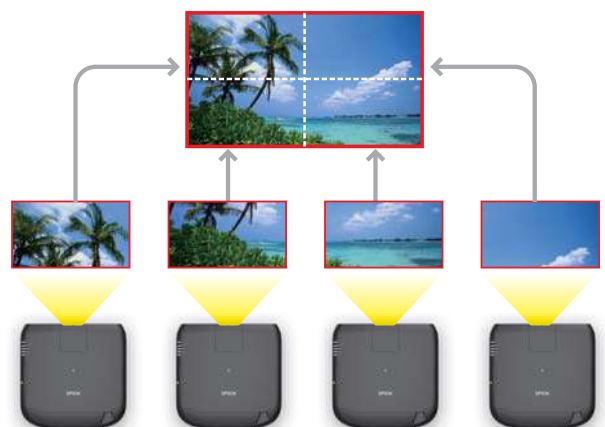
Precisely adjust edge blending to combine multiple edges for a seamless, unified look. This function allows you to fine-tune the start position and edge width of the blend as well as the area of the black level in the blend. It also prevents the main subject from being overlapped. As a tip, you can reduce the size of the overlapping areas to decrease the time it takes to combine multiple images.



Adjusting black level in the blend to subtly enhance multi-image projections.

Auto Scaling

This revolutionary function simplifies the complicated scaling of images from multiple projectors so you can do it easily. Just select the screen layout from the pre-set menu and the projector automatically sets the slice area, scaling and edge-blend position.



HIGH BRIGHTNESS BUSINESS PROJECTORS

EB-G7100/G7805/G7000W

EB-G7200W/G7400U/G7905U

Wide Range of Connectivity

The EB-G7000 series is compatible with a wide range of external devices, and additional ports now include DVI-D, HDMI and HDBaseT. Ideal for large venues, HDBaseT can transmit Full HD video, audio and Ethernet at low cost through cat 5e/6 cables up to 100 metres.



Ease of Maintenance

EasyMP Monitor and Message Broadcasting

With Epson's network monitoring and control software, you can see from a single PC which projectors are available and whether they are running efficiently – even across the biggest network. You can configure your projectors and access their serial numbers remotely, as well as receive instant email alerts for pre-defined critical indicators such as non-functioning devices or overheating lamps.

Now you can send messages or announcements as JPEG files simultaneously to any number of projectors on a network. This makes the EB-G7000 projector series very useful for immediate communication needs or even emergencies.



Web Control

By connecting your projector to a network, you can adjust your projector installation entries from a PC or smart device.




Auto Power On

With the auto power on function, your projector will automatically turn on once the projection signal is detected, providing you with an easy and hassle-free presentation.

Better Products for a Better Future™

For more information on Epson's environmental programmes, visit <http://global.epson.com/SR/environment>.



Eco Features

- Uses just 0.3W of power in standby mode
- Projector optics employ lead-free lenses
- Unpainted plastic housing reduces the environment impact
- The flame retardants used in the plastic housing do not contain chlorine or bromine

PARTNERS IN PERFECTION

Desktop Document Camera ELPDC21



2.6kg
2 megapixels with 30 fps
12 x optical zoom
1080p output resolution
HDMI digital connectivity

HDBaseT Transmitter ELPHD01




HDMI Input
RS232C for control
LAN for Ethernet
Allows Full HD uncompressed signal transmission up to 100 meters

WORKFORCE WF-6091 Printer



Print speeds of up to 34pp/minute
5760dpi resolution
Connectivity via Wi-Fi, Wi-Fi Direct and Epson Connect

SEE VIBRANT, REALISTIC COLOURS WITH HIGH COLOUR BRIGHTNESS.



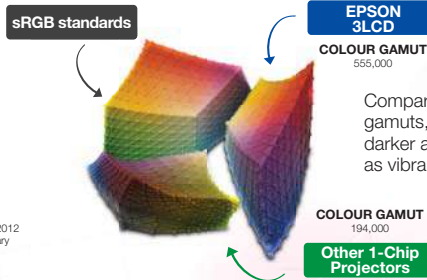
*Based on a third-party study made by Radius Global Market Research of nearly 900 participants in the US

See colours like never before. Epson 3LCD projectors deliver brilliant colours that match its white brightness to give you balanced, realistic, and vibrant images. It's no wonder Epson projectors are the people's preferred choice.



Up to 3X Wider Colour Gamut

Colour gamut refers to the range of colours that can be reproduced by a display device – the wider the gamut, the more realistic it is. Epson 3LCD projectors project three times wider gamut that matches closely to the original standard of a display device (sRGB), as compared to 1-chip projectors.



Comparing the yellow corners among the three gamuts, 1-chip projectors have a distinctly darker and smaller set of colours which are not as vibrant as Epson 3LCD projectors.

*Compared against similarly-priced leading 1-chip DLP® business and education projectors based on NPD data from July 2011 through June 2012 (available from www.npd.com). Colour brightness (colour light output) measured in accordance with ILM5 15.4. Actual colour brightness will vary depending on actual usage conditions. 3LCD® is a registered trademark of Seiko Epson Corporation. DLP® is a registered trademark of Texas Instruments, Inc. and its use here does not imply any affiliation with or endorsement by them.

Up to 3X Brighter Colours

Epson 3LCD projectors deliver up to three times the colour brightness, effortlessly creating the same colour and white brightness, resulting in faithful images with superior colour balance.



No Rainbow Effect



With 1-chip projectors, the spinning motion of the sequential colour wheels tend to cause colours to break out into distinct red, green and blue. Called the rainbow effect, this may cause users to suffer headaches with prolonged viewing. Epson projectors do not give out this effect, giving users a comfortable experience.



www.epson.com.sg/colourbrightness

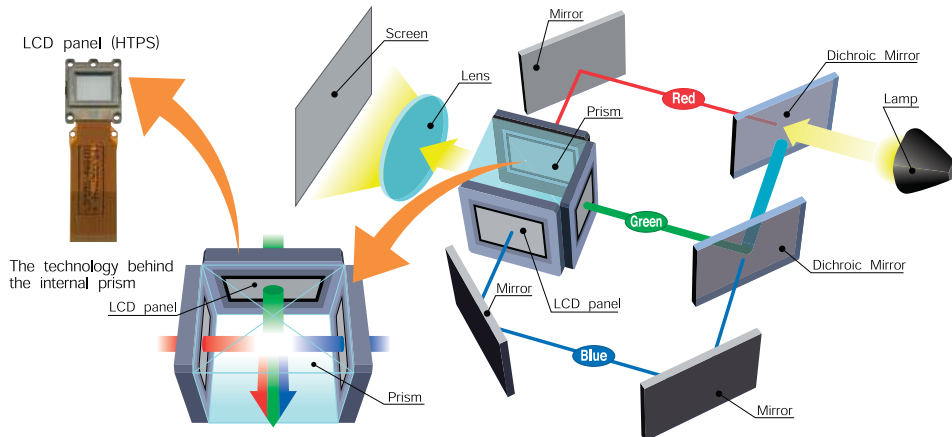
EPSON 3LCD TECHNOLOGY – FOR BRIGHT, FAITHFUL COLOURS

3LCD projectors offer brighter and more accurate colours as they produce different shades and hues by filtering, then mixing beams of the three primary colours (red, green and blue).

In a 3LCD projector, white light is first split into the three beams of primary colours. Each beam is then filtered through its own LCD that will give each individual pixel of the image its exact brightness for each colour. The colour beams are then perfectly recombined in a prism before being projected out as a complete image.

This compares to projectors using single-chip technology that actually project individual colours sequentially by filtering their single white light beam through a colour wheel, and then relying on human colour perception to combine the colours in the viewers' minds.

As a result, 3LCD projectors also offer greater detail, smoother gradations, no "colour breakup" effect, are easier on viewers' eyes, and consume about 25% less power to achieve the same brightness compared to a single-chip projector using a lamp of the same wattage.



3LCD projector: RGB are projected at the same time, which makes the single composite image easy on the eyes.

• An independent test by projector review media ProjectorCentral.com in 2009 of about 800 projectors found that on average, 3LCD projectors use 25% less power than single-chip projectors.



MODEL NUMBER	EB-G7100	EB-G7805	EB-G7000W	
Projection Technology	RGB liquid crystal shutter projection system (3LCD)			
Specifications of Main Parts				
LCD	Size	0.79" panel with MLA (D10, C ² Fine)	0.76" panel with MLA (D10, C ² Fine)	
	Native Resolution	XGA (1024 x 768)	WXGA (1280 x 800)	
Projection Lens	Type	Power Zoom / Power Focus / Power Shift		
	F-Number	1.7 - 2.3		
	Focal Length	24.0 - 38.2 mm		
	Zoom Ratio	1 - 1.6		
	Throw Ratio	1.47 - 2.38 (Wide to Tele)	1.44 - 2.33 (Wide to Tele)	
	Lens Exchange	Yes		
	Lens Shift	Mode	Powered	
		Vertical (Up / Down)	±57%	±67%
		Horizontal (Left / Right)	±30%	
	Lamp	Type	400 W UHE	
Life (Normal / Eco / Portrait) ¹		3,000 / 4,000 / 2,000 hours		
Screen Size (Projected Distance)				
Zoom: Wide	50" - 300" [1.47 - 9.08 m]		50" - 300" [1.53 - 9.43 m]	
Zoom: Tele	50" - 300" [2.39 - 14.56 m]		50" - 300" [2.48 - 15.10 m]	
Brightness²				
White Light Output (Normal / Eco)	6,500lm / 5,915lm	8,000lm / 6,400lm	6,500lm / 5,915lm	
Colour Light Output	6,500lm	8,000lm	6,500lm	
Contrast Ratio	50,000:1			
Internal Speaker(s)				
Sound Output	10W x 1			
Geometric Correction				
Vertical / Horizontal Keystone	±45° / ±30° (Zoom: Tele with Standard Zoom Lens)			
Quick Corner	Yes			
Curve Surface	Yes			
Point Correction	Yes			
Corner Wall	Yes			
Connectivity				
Analog Input	D-Sub 15Pin	1 (Blue)		
	5BNC	1		
Digital Input	Component	5BNC, D-sub 15pin x 1 (Blue) (common with Analog RGB connector)		
	DVI-D	1		
	HDMI	1 (with HDCP 2.2)		
	HDBaseT (RX)	RJ45 x 1 (with HDCP 2.2)		
Output Terminal	D-Sub 15Pin	1		
Audio Input	Stereo Mini Jack	3		
Audio Output	Stereo Mini Jack	1		
Others	USB Type A	1 (Wireless LAN, Firmware Update, Copy OSD settings)		
	USB Type B	1 (Firmware Update, Copy OSD settings)		
Control I/O	RS-232C	D-sub 9pin x 1		
Network	Remote Control Input	Stereo mini jack x 1		
	Wired LAN	RJ45 x 1 (100Mbps)		
	Wireless	Optional		
Wireless Specification				
Supported Speed For Each Mode	IEEE 802.11b: 11Mbps ³ IEEE 802.11g: 54Mbps ³ IEEE 802.11n: 130Mbps ³			
Wireless Security	WPA-PSK / WPA2-PSK(TKIP/AES) WPA2-PSK(AES)			
Operating Temperature				
	0 - 45 °C <32 - 113 °F> (Below 1,500m / 4,921ft) 0 - 40 °C <32 - 104 °F> [Above 1,500m / 4,921ft - 3,048m / 10,000ft (with high altitude mode)] 0 - 35 °C <32 - 95 °F> [Above 3,048m / 10,000ft - 5,000m / 16,404ft (with high altitude mode)] 0 - 5,000m (0 - 16,404 ft) (over 1,500m / 4,921ft with high altitude mode)			
Operating Altitude				
Direct Power On / Off	Yes			
Start-Up Period	About 15 seconds, Warm-up Period: 30 seconds			
Cool Down Period	Instant Off			
Air Filter	Type	High Efficiency Filter		
	Maintenance Cycle	15,000 hours ⁴		
Power Supply Voltage				
Power Consumption (220 - 240V)	100 - 240 V AC ±10%, 50/60 Hz			
Lamp On (Normal / Eco)	515W / 477W	575W / 477W	515W / 477W	
Standby (Network On / Off)	2.3W / 0.3W			
Dimension Excluding Feet (D X W X H)	425 x 525 x 164 mm			
Weight	12.9kg			
Fan Noise (Normal / Eco)	35dB / 31dB	39dB / 31dB	35dB / 31dB	

¹ Lamp life will vary depending upon mode selected, environmental conditions and usage. Lamp brightness decreases over time.

² Colour brightness (colour light output) and white brightness (white light output) will vary depending on usage conditions. Colour light output measured in accordance with IDMS 15:4; white light output measured in accordance with ISO 21118.

³ Maximum speed and range is achievable when used with same enhanced mode technology. Actual data rates, features and performance may vary depending on your computer system, the environment and other factors.

⁴ When used in the general office environment (the amount of floating dust: 0.04 - 0.2 mg/m³). Based on the Epson's in-house test results.

Supplied Accessories

Power Cable
Computer Cable (VGA Cable)
Remote Control
Cable Cover
User's Manual CD-ROM

Optional Accessories

Spare Lamp: ELPLP93
Air Filter: ELPAF30
Wireless LAN Card: ELPAP10
Quick Wireless Connection USB Key: ELPAP09
Remote Control Cable Set: ELPKC28 (10m x 2)
Ceiling Mount: ELPMB47 (Low ceiling)
ELPMB48 (High ceiling)

Optional Lenses

Ultra Short Throw Lens: ELPX01
Zoom Lens: ELPLU03 / ELPLU04 / ELPLW05 / ELPLW06 / ELPLM08 / ELPLM09 / ELPLM10 / ELPLM11 / ELPLL08

EB-G7100 / EB-G7805 / EB-G7000W



©2016 Epson Singapore Pte Ltd. All Rights Reserved. Reproduction in part or in whole, without the written permission from Epson, is strictly prohibited.

EPSON and EXCEED YOUR VISION are registered trademarks of Seiko Epson Corporation.

All other product names and other company names used herein are for identification purposes only and are the trademarks or registered trademarks of their respective owners.

Epson disclaims any and all rights in those marks. Projected images shown herein are simulations. The actual product design and contents may vary. Specifications are subject to change without notice and may vary between countries. Please check with local Epson offices for more information.

Apple, iPad and iPhone are trademarks of Apple Inc., registered in the U.S. and other countries. App Store is a service mark of Apple Inc.

Android is a trademark of Google Inc.

Information correct as at December 2016

SPECIFICATIONS

EB-G7200W/G7400U/G7905U

MODEL NUMBER	EB-G7200W	EB-G7400U	EB-G7905U
Projection Technology	RGB liquid crystal shutter projection system (3LCD)		
Specifications of Main Parts			
LCD	Size	0.76" panel with MLA (D10, C ² Fine)	0.76" panel with D-MLA (D10, C ² Fine)
	Native Resolution	WXGA (1280 x 800)	WUXGA (1920 x 1200)
Projection Lens			
Type	Power Zoom / Power Focus / Power Shift		
F-Number	1.7 - 2.3		
Focal Length	24.0 - 38.2 mm		
Zoom Ratio	1 - 1.6		
Throw Ratio	1.44 - 2.33 (Wide to Tele)		
Lens Exchange	Yes		
Lens Shift	Mode	Powered	
	Vertical (Up / Down)	±67%	
	Horizontal (Left / Right)	±30%	
Lamp			
Type	400 W UHE		
Life (Normal / Eco / Portrait) ¹	3,000 / 4,000 / 2,000 hours	3,000 / - / 2,000 hours	3,000 / 4,000 / 2,000 hours
Screen Size (Projected Distance)			
Zoom: Wide	50" - 300" [1.53 - 9.43 m]		
Zoom: Tele	50" - 300" [2.48 - 15.10 m]		
Brightness²			
White Light Output (Normal / Eco)	7,500lm / 6,000lm	5,500lm / N/A	7,000lm / 5,600lm
Colour Light Output	7,500lm	5,500lm	7,000lm
Contrast Ratio	50,000:1		
Internal Speaker(s)			
Sound Output	10W x 1		
Geometric Correction			
Vertical / Horizontal Keystone	±45° / ±30° (Zoom: Tele with Standard Zoom Lens)		
Quick Corner	Yes		
Curve Surface	Yes	Yes (except for 4K enhancement or 4K signal)	
Point Correction	Yes	Yes (except for 4K enhancement or 4K signal)	
Corner Wall	Yes	Yes (except for 4K enhancement or 4K signal)	
Connectivity			
Analog Input	D-Sub 15Pin	1 (Blue)	
	5BNC	1	
	Component	5BNC, D-sub 15pin x 1 (Blue) (common with Analog RGB connector)	
Digital Input	DVI-D	1	
	HDMI	1 (with HDCP 2.2)	
	HDBaseT (RX)	RJ45 x 1 (with HDCP 2.2)	
Output Terminal	D-Sub 15Pin	1	
Audio Input	Stereo Mini Jack	3	
Audio Output	Stereo Mini Jack	1	
Others	USB Type A	1 (Wireless LAN, Firmware Update, Copy OSD settings)	
	USB Type B	1 (Firmware Update, Copy OSD settings)	
Control I/O	RS-232C	D-sub 9pin x 1	
	Remote Control Input	Stereo mini jack x 1	
Network	Wired LAN	RJ45 x 1 (100Mbps)	
	Wireless	Optional	
Wireless Specification			
Supported Speed For Each Mode	IEEE 802.11b: 11Mbps ³ IEEE 802.11g: 54Mbps ³ IEEE 802.11n: 130Mbps ³		
Wireless Security	WPA-PSK / WPA2-PSK(TKIP/AES) WPA2-PSK(AES)		
Operating Temperature	0 - 45 °C <32 - 113 °F> (Below 1,500m / 4,921ft) 0 - 40 °C <32 - 104 °F> [Above 1,500m / 4,921ft - 3,048m / 10,000ft (with high altitude mode)] 0 - 35 °C <32 - 95 °F> [Above 3,048m / 10,000ft - 5,000m / 16,404ft (with high altitude mode)] 0 - 5,000m (0 - 16,404 ft) (over 1,500m / 4,921ft with high altitude mode)		
Operating Altitude			
Direct Power On / Off	Yes		
Start-Up Period	About 15 seconds, Warm-up Period: 30 seconds		
Cool Down Period	Instant Off		
Air Filter	Type	High Efficiency Filter	
	Maintenance Cycle	15,000 hours ⁴	
Power Supply Voltage	100 - 240 V AC ±10%, 50/60 Hz		
Power Consumption (220 - 240V)			
Lamp On (Normal / Eco)	572W / 477W	477W	572W / 477W
Standby (Network On / Off)	2.3W / 0.3W		
Dimension Excluding Feet (D X W X H)	425 x 525 x 164 mm		
Weight	12.9kg		
Fan Noise (Normal / Eco)	39dB / 31dB	31dB / -	39dB / 31dB

Supplied Accessories

Power Cable
Computer Cable (VGA Cable)
Remote Control
Cable Cover
User's Manual CD-ROM

Optional Accessories

Spare Lamp: ELPLP93
Air Filter: ELPAF30
Wireless LAN Card: ELPAP10
Quick Wireless Connection USB Key: ELPAP09
Remote Control Cable Set: ELPKC28 (10m x 2)
Ceiling Mount: ELPMB47 (Low ceiling)
ELPMB48 (High ceiling)

Optional Lenses

Ultra Short Throw Lens: ELPX01
Zoom Lens: ELPLU03 / ELPLU04 / ELPLW05 / ELPLW06 / ELPLM08 / ELPLM09 / ELPLM10 / ELPLM11 / ELPLL08

EB-G7200W / EB-G7400U / EB-G7905U



©2016 Epson Singapore Pte Ltd. All Rights Reserved. Reproduction in part or in whole, without the written permission from Epson, is strictly prohibited.

EPSON and EXCEED YOUR VISION are registered trademarks of Seiko Epson Corporation.

All other product names and other company names used herein are for identification purposes only and are the trademarks or registered trademarks of their respective owners.

Epson disclaims any and all rights in those marks. Projected images shown herein are simulations. The actual product design and contents may vary. Specifications are subject to change without notice and may vary between countries. Please check with local Epson offices for more information.

Apple, iPad and iPhone are trademarks of Apple Inc., registered in the U.S. and other countries. App Store is a service mark of Apple Inc.

Android is a trademark of Google Inc.

Information correct as at December 2016

¹ Lamp life will vary depending upon mode selected, environmental conditions and usage. Lamp brightness decreases over time.

² Colour brightness (colour light output) and white brightness (white light output) will vary depending on usage conditions. Colour light output measured in accordance with IDMS 15:4; white light output measured in accordance with ISO 21118.

³ Maximum speed and range is achievable when used with same enhanced mode technology. Actual data rates, features and performance may vary depending on your computer system, the environment and other factors.

⁴ When used in the general office environment (the amount of floating dust: 0.04 - 0.2 mg/m³). Based on the Epson's in-house test results.

PROTECT YOUR PROJECTOR. USE GENUINE LAMPS.



Don't compromise on safety – use Epson genuine lamps to avoid damaging your projector. Eliminate the risk of melting parts of your projector, as well as breaks that result in high-voltage shutdown. With a 0% failure rate even after 2,000 hours of usage – compared to 70% in non-genuine lamps – Epson genuine lamps are safer and more reliable. Choose the best possible viewing experience filled with long-lasting sharpness and colour in every projected image with Epson.



GENUINE EPSON LABEL

To ensure the best quality and safety when using your Epson Projector, look for the “Genuine EPSON Colour Shifting Label” on your projector lamp. Real quality and value, only with Epson genuine supplies.

DANGERS OF NON-GENUINE LAMPS



UNRELIABLE

Counterfeit lamps deteriorate and break much faster than genuine ones.



UNSAFE

Parts of your Epson projector such as the housing or wires may melt, disconnect, or become damaged when using non-genuine lamps.



POOR IMAGE QUALITY

Counterfeit lamps may result in inaccurate colour projection, lower brightness levels, as well as flickering images that spoil your viewing experience.