

HIGH BRIGHTNESS BUSINESS PROJECTOR
EB- L30000UNL

EPSON
EXCEED YOUR VISION

**WORLD'S LIGHTEST
& SMALLEST
30,000 LUMENS 3LCD
LASER PROJECTOR.***

EPSON
EXCEED YOUR VISION



Presenting spectacular image quality with outstanding levels of colour brightness, the Epson EB-L30000UNL is among the world's lightest and smallest 30,000 lumens 3LCD projector with 4K quality lens. It is extremely reliable with superior heat resistance and 20,000 hours** of maintenance-free use on its laser light source. Project any and every way you want with its flexible 360° rotation and adjustable tilt, and allow its variety of lenses to cater to all your projection needs!



IT'S IN THE DETAILS.

3LCD technology that delivers quality projected images and reliable performance.



Sales Enquiries
800 120 5564

EpsonSEA EpsonSEA EpsonSEA EpsonSoutheastAsia Epson Southeast Asia

Epson Singapore Pte Ltd 438B Alexandra Road, #04-01/04 Block B, Alexandra TechnoPark, Singapore 119968. Tel: (65) 6586-5500
Epson Customer Care Centre 100G Pasir Panjang Road, #01-09 Interlocal Centre, Singapore 118523. Epson Helpdesk: 800 120 5564. Please refer to www.epson.com.sg/contact for the updated operation hours.

* All information are up to date as of July 2020.

* Based on Futuresource Consulting.
** 20,000H life for laser light source: Approximate time until brightness decreases 50% from first usage. Measured by acceleration test assuming use of 0.04 - 0.20 mg/m³ of particulate matter. Time varies depending on usage conditions and environments. Replacement of parts other than the light source may be required in a shorter period.

Images courtesy of Resort World Manila.

IMAGE QUALITY PERFECTED



Projecting 30,000 lumens of advanced high brightness, EB-L30000UNL is the ideal companion you need for big-screen projections in large spaces. Enjoy better image stability thanks to improved optical components, it is also the perfect tool for live staging events, auditorium talks, and large boardroom meetings.

Vivid Images Even in Large Spaces

Epson EB-L30000UNL is packed with 30,000 lumens and projects with a high contrast ratio. Guaranteed to produce bright images even in large venues, it works flawlessly in even well-lighted environment.



Mesmerising Projection

Designed for large venues usage from visitor attractions to lecture theatres, the Epson EB-L30000UNL comes complete with 4K enhancement and supporting interchangeable lenses. Get ready to be mesmerised by vivid, detailed, and true to life images.

Endless Stackable Possibilities

Wow your viewers with rich and versatile projections thanks to the projector's stackable design, achieved by its light and compact size. Robust design with base plate and pipe frame structure, enjoy the flexibility to stack your projectors to achieve double the brightness up to 60,000 lumens.



Stable Image Quality

Marvel at projections with better colour and image stability thanks to the improved optical components with the EB-L30000UNL. You can now bring your audience zestful, high-impact live projections with confidence.

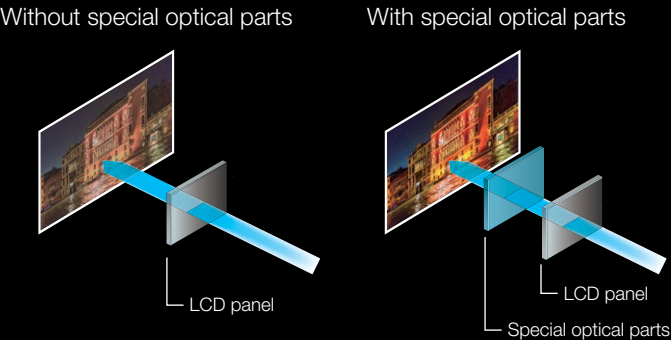
POWERFUL YET COMPACT



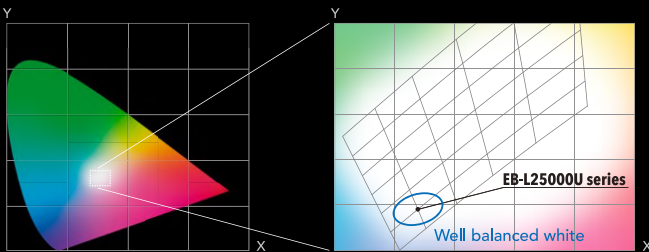
High Contrast Ratio
>2,500,000:1

Packing versatility and durability that suits any professional installation, the EB-L30000UNL is the perfect match for staging companies, hospitality markets and visitor attractions. Designed to captivate your audience, deliver crisp and vivid visuals with high contrasts even in bright and huge spaces.

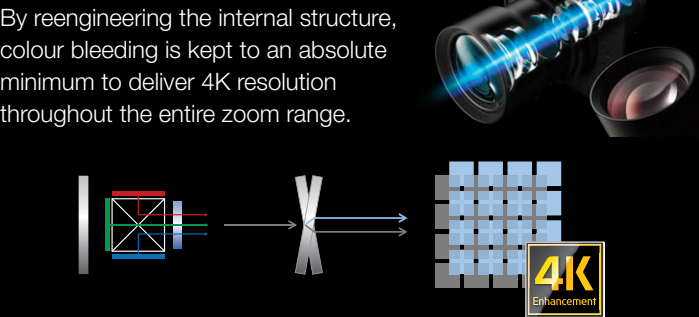
High Contrast Ratio with WUXGA – Beyond Full HD Resolution
Coupled with the EB-L30000UNL's high contrast ratio, enjoy clear and crisp Full HD video displays at the WUXGA resolution of 1,920 x 1,200 pixels. Down to the smallest detail even on large-screen projections, your audience will now be mesmerised by the dynamic, spectacular viewing experience.



Well-balanced Whites
The laser light source produces nicely balanced RGB colour for brilliant white highlights that bring a refreshing vibrancy to your images.



High-definition Images with 4K Lens and Enhancement Technology
4K enhancement technology shifts each pixel diagonally by 0.5 pixels to double the resolution to 3840 x 2160, surpassing full HD image quality to give you unbelievable sharpness, clarity and detail on all your presentations.



Absolute Black
Laser technology dims the light source in real time according to the input video signal to deliver absolute black during full-black screens.



* Simulated images

Frame Interpolation
Enjoy clearer, sharper playback even on fast-moving subjects with Epson's Frame Interpolation Technology. This unique function effectively eliminates motion blurring by inserting intermediate frames between images to create smoother motion transition.



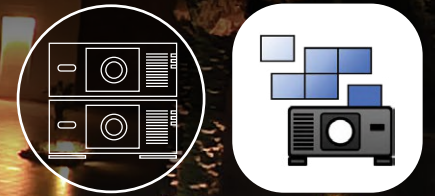
Super Resolution with Detail Enhancement
Improve perceived image resolution with the "super resolution" technology. And with Epson's "detail enhancement", you enjoy rich textures for further enhancement in image quality, allowing you to select your preferred image characteristics for different scenes and content.



Without Super-resolution technology With Super-resolution technology


ABUNDANCE OF POSSIBILITIES

The **Epson Professional Tool** comes with built-in functions that lets you have the flexibility and ability to maximise the use of the Epson EB-L3000UNL projector.




Stacking Assist

Epson has taken projection mapping to the next level with stacking assist that can be performed using Epson Professional Tool software. The function aids the operator in performing two projectors stacking, and auto tiling assist, which allows edge-blended multi-projector to create one supersized image. This produces some impressive massive display that aim to wow!



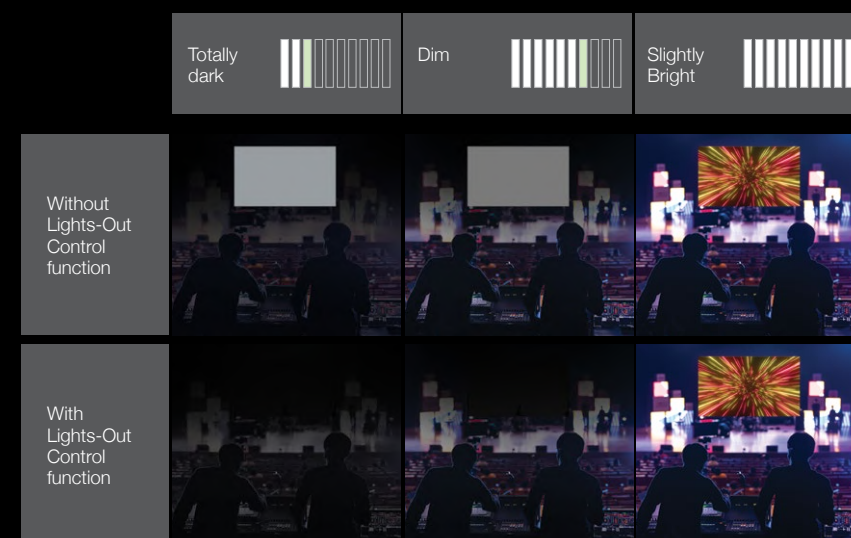
Geometry Correction

This function allows users to correct image distortion when projecting on a curved, right-angled screen and edge blending using the Geometry Correction feature without any hassle.



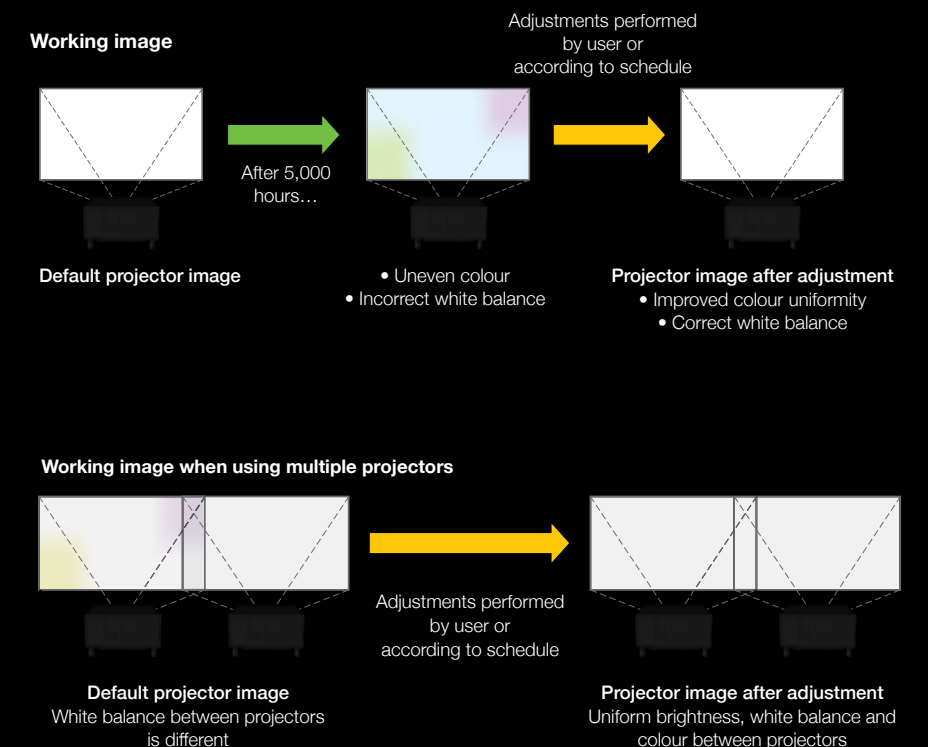
Lights-Out Control

This function enables to project a black image in align with the lighting performance in a dark environment. And it can be controlled together with other lighting performance by using Art-Net Lighting Control system.



Auto Colour Calibration

The built-in camera detects screens that became unevenly coloured over time, allowing the projector to automatically correct colour. It also detects subtle colour inconsistencies between multiple projectors. What's more, this function can be programmed to check colour manually or automatically at regular intervals to deliver stable image quality with minimum maintenance.

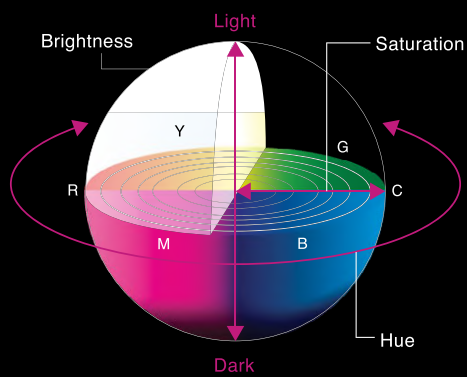


RELIABLE PERFORMANCE



Advanced Colour Adjustment

With the colour adjustment function, you can easily adjust the hue, saturation and brightness for each component of RGBCMY to match your preferences.

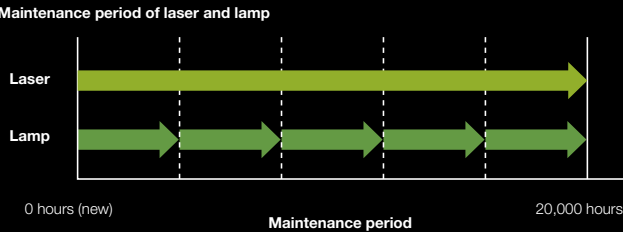
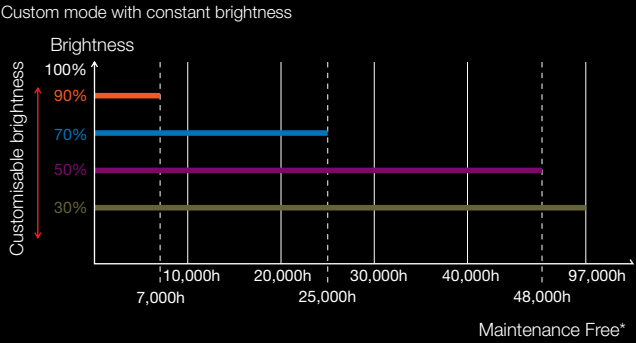


20,000 Hours of Maintenance-free Use

Engineered with inorganic LCD panels and an inorganic phosphor wheel. The newly designed laser light source delivers 20,000 hours* of maintenance-free use for the laser light source only. And with the advanced electrostatic filter having an equally long-lasting life, you enjoy peace of mind in using this highly reliable laser projector.

Fine-tuning Brightness

The EB-L30000UNL provides precise brightness adjustment in increments of 1%. This combined with the Constant Brightness mode maintains brightness at a given value to match the venue or subject to deliver astonishing picture quality.



Inorganic LCD Panels and Phosphor Wheel for Outstanding Reliability

Made of inorganic material, Epson's newly developed phosphor wheel offers superior light and heat resistance to deliver excellent reliability. By combining this with our inorganic LCD panels, we create laser projectors that project bright, vibrant images for extremely long periods.

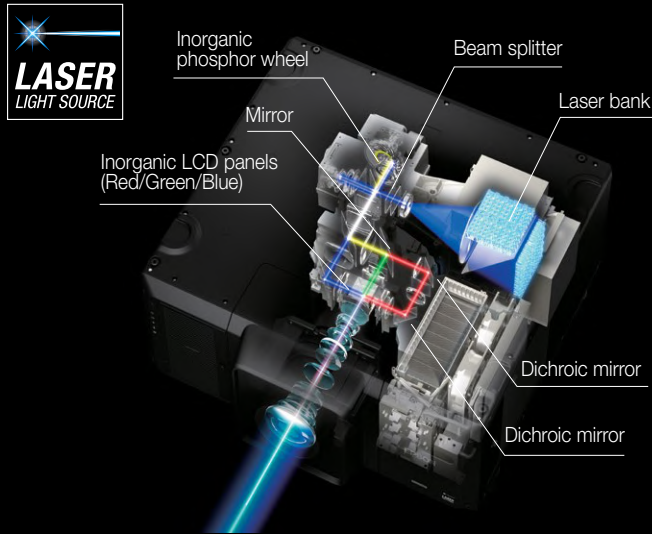
Organic vs. Inorganic

	Inorganic (Glass, iron, aluminum, etc.)	Organic (Paper, wood, plastic, etc.)
Light-resistance	YES	NO
Heat-resistance	YES	NO

Unlike organic substances, inorganic substances do not contain carbon.

Revolutionary Laser Light Source

Blue light from the laser is projected through a beam splitter, which divides the light into two beams. One beam passes through a phosphor wheel, turning it yellow, while the other beam remains blue. The two beams are then recombined into white light and separated into red, green and blue through dichroic mirrors. Each of the three colours passes through LCD panels, producing three individual images, which are transmitted through a prism and combined into the final full-colour image.




* 20,000H life for laser light source : Approximate time until brightness decreases 50% from first usage. Measured by acceleration test assuming use of 0.04 - 0.20 mg/m³ of particulate matter. Time varies depending on usage conditions and environments. Replacement of parts other than the light source may be required in a shorter period.

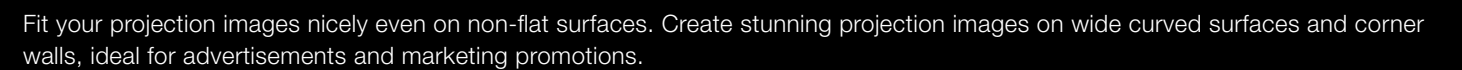
© 2006 The Authors
Journal compilation © 2006 Blackwell Publishing Ltd

Eyebolt type: M10

1





[illegible]

POWERFUL CONNECTIVITY



Equipped with a variety of connection possibilities, the versatile EB-L30000UNL can be programmed with a PC and via your smart devices. The projector supports a host of transmission outputs including 3G-SDI and HDBaseT, offering advanced edge blending to combine multiple edges for that smooth, unified look.

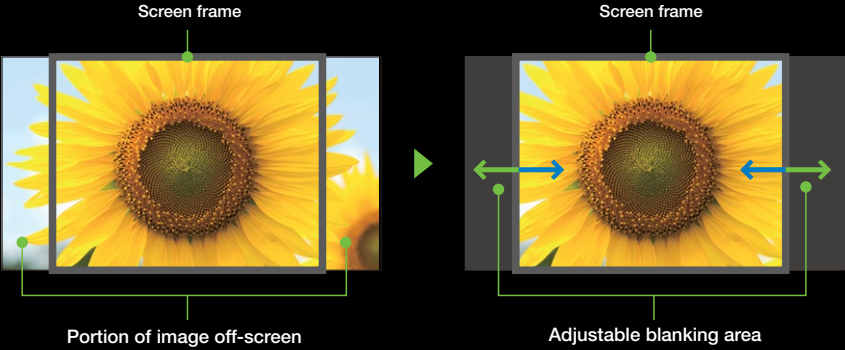
Web Control with Smart Device Support

Use a computer web browser or smart device to adjust your projector settings. The newly designed OSD Control Pad function allows you to control the OSD menu and even view a representation of the lens-condition from your smart device.



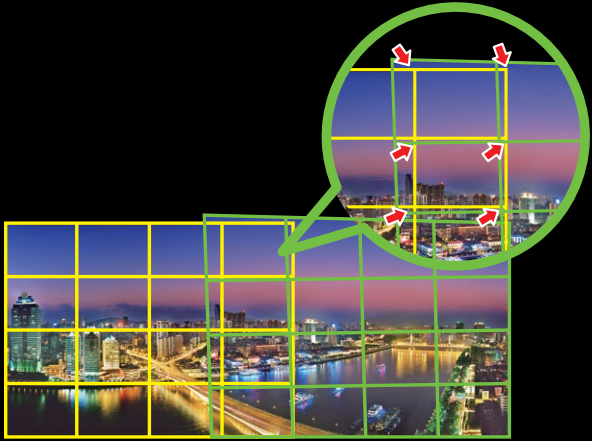
Blanking

With full adjustability on all edges, you can easily adjust the blanking width for oversized images or mask noise at the edges of the screen, even for images from a videocassette recorder.



Point Correction

Easily correct single-projector distortion or multi-projector misalignment directly on the screen. Quickly fine-tune the images by adjusting point by point from right to left, top to bottom, using a projected maximum 17 x 17 matrix.



Black Level

Experience uniform black levels in overlapping areas of images even when using multiple projectors.




Advanced Edge Blending

Precisely adjust edge blending to combine multiple edges for a seamless, unified look. This function allows you to fine-tune the start position and edge width of the blend as well as the area of the black level in the blend. It also prevents the main subject from being overlapped. As a tip, you can reduce the size of the overlapping areas to decrease the time it takes to combine multiple images.

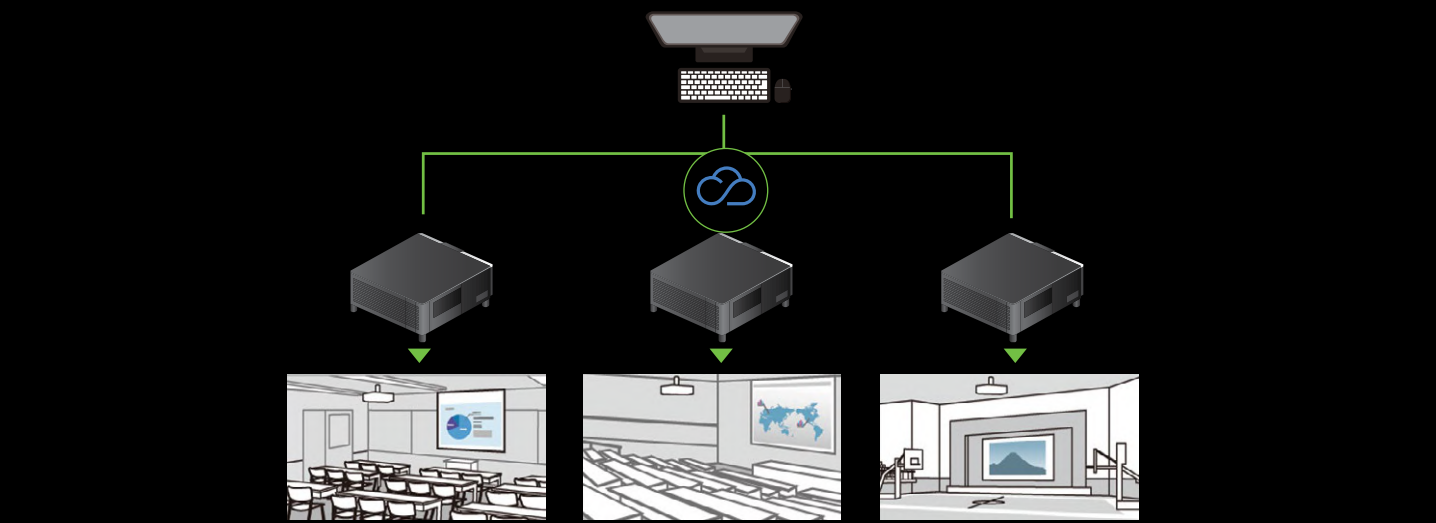
Extended Connectivity

Equipped with a diverse range of input terminals, the Epson LB-L30000UNL supports a host of transmission outputs including 3G-SDI and HDBaseT for long-distance transmissions.




Epson Projector Management Software

Maximise your time by staying in control remotely. You can check the status of all the projectors from one computer by connecting multiple Epson projectors to a network. The software also incorporates a message-broadcasting plug-in to send messages to Epson projectors over network. It is also able to power down all Epson projectors in the building after the working hours.



Auto-scaling

Say goodbye to the complicated scaling of images from multiple projectors. With auto-scaling, simply select the screen layout from the pre-set menu and your projector will automatically set the slice area, scaling and edge-blend position for seamless projections.



DMX-ArtNet

The EB-L30000UNL supports DMX-ArtNet for synchronising lighting effects such as pre-programmed sequences with audio. Features you can control include power, shutter, switchgear, input source, lens drive (shift, focus and zoom) and lens memory settings.

Eco Features

- Uses just 0.5W of power in standby mode
- Projector optics employ lead-free lenses
- Unpainted plastic housing reduces the environment impact
- The flame retardants used in the plastic housing do not contain chlorine or bromine

Better Products for a Better Future™

For more information on Epson's environmental programmes, visit <http://global.epson.com/SR/environment>.

EXCEED YOUR VISION

PROJECTOR WISHES COME TRUE.

EPSON 3LCD PROJECTORS

1-CHIP PROJECTORS

TRUE BRIGHTNESS

Up to **3x** Brighter Colours with Epson Projectors*

WHITE 3000 LUMENS

COLOUR 3000 LUMENS

TRUE COMFORT

NO RAINBOW EFFECT

LIGHT SOURCE

PRISM

TRUE REALISM

UP TO **6x WIDER COLOUR GAMUT**** Epson Projectors

WIDER COLOUR RANGE

TRUE REALISM

UP TO **6x WIDER COLOUR GAMUT**** Epson Projectors

SMALLER COLOUR RANGE

TRUE COLOURS

Brighter, vivid projection from Epson.

9 out of 10 PEOPLE PREFER IMAGES FROM EPSON PROJECTORS

EpsonSEA
 EpsonSEA
 EpsonSEA
 EpsonSoutheastAsia
 Epson Southeast Asia

Find out more at www.epson.com.sg/truecolours

IT'S IN THE DETAILS.

With 3LCD panels, every projection gives you spectacular true colours.

* Leading Epson business and education projectors vs. leading 1-chip DLP® projectors, selected according to NPD data as of July 2015. Based on U.S. research conducted by Radius Research.
 ** These lumen statistic can be found at www.colorlightoutput.com.
 1 Color brightness(color light output) in brightest mode, measured by a third-party lab in accordance with IDMS 15.4. Color brightness will vary depending on usage conditions. Top-selling Epson 3LCD projectors versus top-selling 1-chip DLP® projectors based on NPD sales data for May 2017 – April 2018.
 2 Gamut volume in brightest mode, measured by a third-party lab in 3D in the CIE L*a*b* coordinate space. Top-selling Epson 3LCD projectors versus top-selling 1-chip DLP® projectors based on NPD sales data for May 2017 – April 2018.

SPECIFICATIONS
EB-L30000UNL

MODEL NUMBER			EB-L30000UNL
SKU Number			V11H944852
Projection Technology			RGB liquid crystal shutter projection system (3LCD)
Specifications of Main Parts			
LCD	Size	1.43" (D8, C² Fine)	
	Native Resolution	WUXGA (1920 x 1200)	
	Refresh Rate	200 – 240Hz	
Projection Lens			
Type		Power Zoom / Power Focus / Power Shift / Power Distortion (Rear Projection: Wide Lens / Short Throw / Zoom Lens only)	
F-Number		1.9 – 2.1	
Focal Length		54.7 – 73.0 mm	
Zoom Ratio		1 – 1.35	
Throw Ratio (Base on ELPLM12)		1.74 – 2.35 (Wide - Tele)	
Lens Exchange		Yes	
Lens Shift	Mode	Powered	
	Vertical (Up/Down)	±65%	
	Horizontal (Left/Right)	±30%	
Light Source	Type	Laser Diode Bank	
	Life (Normal / Eco)	20,000 / 30,000 hours	
Screen Size (Projected Distance)			
Zoom: Wide		100" - 1,000" [3.68 - 37.94 m]	
Zoom: Tele		100" - 1,000" [5.0 - 51.03 m]	
Brightness¹			
White Light Output (Normal / Eco)		30,000lm / 21,000lm	
Colour Light Output		30,000lm	
Contrast Ratio			Over 2,500,000 : 1
Geometric Correction			
Vertical / Horizontal Keystone		±45° / ±30° (Zoom: Tele with Middle Throw Zoom Lens)	
Quick Corner		Yes	
Curve Surface		Yes (Except when in 4K Enhancement mode)	
Point Correction		Yes (Except when in 4K Enhancement mode)	
Corner Wall		Yes (Except when in 4K Enhancement mode)	
Geometry Correction Memory		Yes	
Split Screen		Yes	
Connectivity			
Analog Input	D-Sub 15Pin	1 (RGB, YCbCr, RGB-Video)	
	5BNC	1 (RGB, YCbCr, RGB-Video)	
	HDMI	1 (HDCP 2.2)	
Digital Input	DVI-D	1 (Single Link, HDCP 1.4)	
	HDBaseT	1 (HDCP 2.2)	
	SDI	1 (SD / HD / 3G)	
Analog Output	D-Sub 15Pin	1 (RGB)	
Digital Output	SDI (BNC)	1 (SDI Loop-Through)	
Control I/O	RS-232C	1	
	Remote	1 (Stereo Mini)	
	USB I/O	1 (Optional Wireless LAN, Firmware Update, Copy OSD Settings)	
Network	Type A	1 (Firmware Update, Copy OSD Settings)	
	Type B	1 (Firmware Update, Copy OSD Settings)	
	Wired LAN	RJ-45 x 1 [Compliant with Control I/O (Art-Net)]	
Wireless	Wireless	Optional (ELPAP10)	
Wireless Specification			
Supported Speed For Each Mode		IEEE 802.11b: 11Mbps² IEEE 802.11g: 54Mbps² IEEE 802.11n: 130Mbps²	
Wireless LAN Security		Quick Mode: OPEN, WPA2-PSK Advanced Mode: OPEN, WPA/WPA2-PSK, WPA-Enterprise	
Operating Temperature			Low Altitude Mode: 0 - 50 °C <32 - 122 °F> (0m / 0ft - 2,286m / 7,500ft) High Altitude Mode: 0 - 40 °C <32 - 104 °F> (Over 2,286m / 4,921ft - 3,048m / 10,000ft) (20% - 80% Humidity, No Condensation)
Operating Altitude			0 - 3,048 m <0 - 10,000 ft> (Over 1,500m / 4,921ft : with High Altitude Mode)
Direct Power On / Off			Yes
Start-Up Period			Less than 21 seconds, Warm-up period: 30 seconds
Cool Down Period			Instant Off
Air Filter	Type	High Efficiency Filter (with Smoke Filter function³)	
	Maintenance Cycle	20,000 hours⁴ (Normal) / 30,000 hours⁴ (Extended)	
Power Supply Voltage			200 - 240 V AC ±10%, 50/60 Hz
Power Consumption (220 - 240V)			
Laser On (Normal / Eco)		2325W / 1511W	
Standby (Network On / Off)		2.5W / 0.5W	
Dimension (D X W X H) (Incl. Feet & Handle)			860 x 936 x 378.5 mm
Weight (Incl. Handle, Exl. Lens)		69.9kg	
Fan Noise (Normal / Eco)			49dB / 41dB

¹ Colour brightness (colour light output) and white brightness (white light output) will vary depending on usage conditions. Colour light output measured in accordance with IDMS 15:4; white light output measured in accordance with ISO 21118.
² Maximum speed and range is achievable when used with same enhanced mode technology. Actual data rates, features and performance may vary depending on your computer system, the environment and other factors.
³ When using the projector in smoky environments such as at events and so on, make sure you replace the air filter every approximately 240 hours of use. It isn't guaranteed in all of the smoky environments.
⁴ 20,000H life for laser light source : Approximate time until brightness decreases 50% from first usage. Measured by acceleration test assuming use of 0.04 - 0.20 mg/m³ of particulate matter. Time varies depending on usage conditions and environments. Replacement of parts other than the light source may be required in a shorter period.

EPSON
EXCEED YOUR VISION

CAD DRAWING
EB-L30000UNL

EPSON
EXCEED YOUR VISION

Supplied Accessories

- Power Cable
- Remote Control with 2xAA Batteries
- User's Manual CDROM
- HDMI Cable Clamp

Optional Accessories

- Air Filter: ELPAF52
- Wireless LAN Card: ELPAP10
- Remote Control Cable Set (10m x 2): ELPKC28
- HDBaseT Transmitter: ELPHD01
- Handle: ELPMB49 / ELPMB56 (with eyebolt)

Optional Lenses

- Ultra Short Throw Lens: ELPLX03
- Rear Projection Wide Lens: ELPLR05
- Short Throw Zoom Lens1: ELPLU05
- Short Throw Zoom Lens2: ELPLW07
- Middle Throw Zoom Lens1: ELPLM12
- Middle Throw Zoom Lens2: ELPLM13
- Middle Throw Zoom Lens3: ELPLM14
- Long Throw Zoom Lens1: ELPLL09
- Long Throw Zoom Lens2: ELPLL10

EB-L30000UNL



©2020 Epson Singapore Pte Ltd. All Rights Reserved. Reproduction in part or in whole, without the written permission from Epson, is strictly prohibited.
EPSON and EXCEED YOUR VISION are registered trademarks of Seiko Epson Corporation.

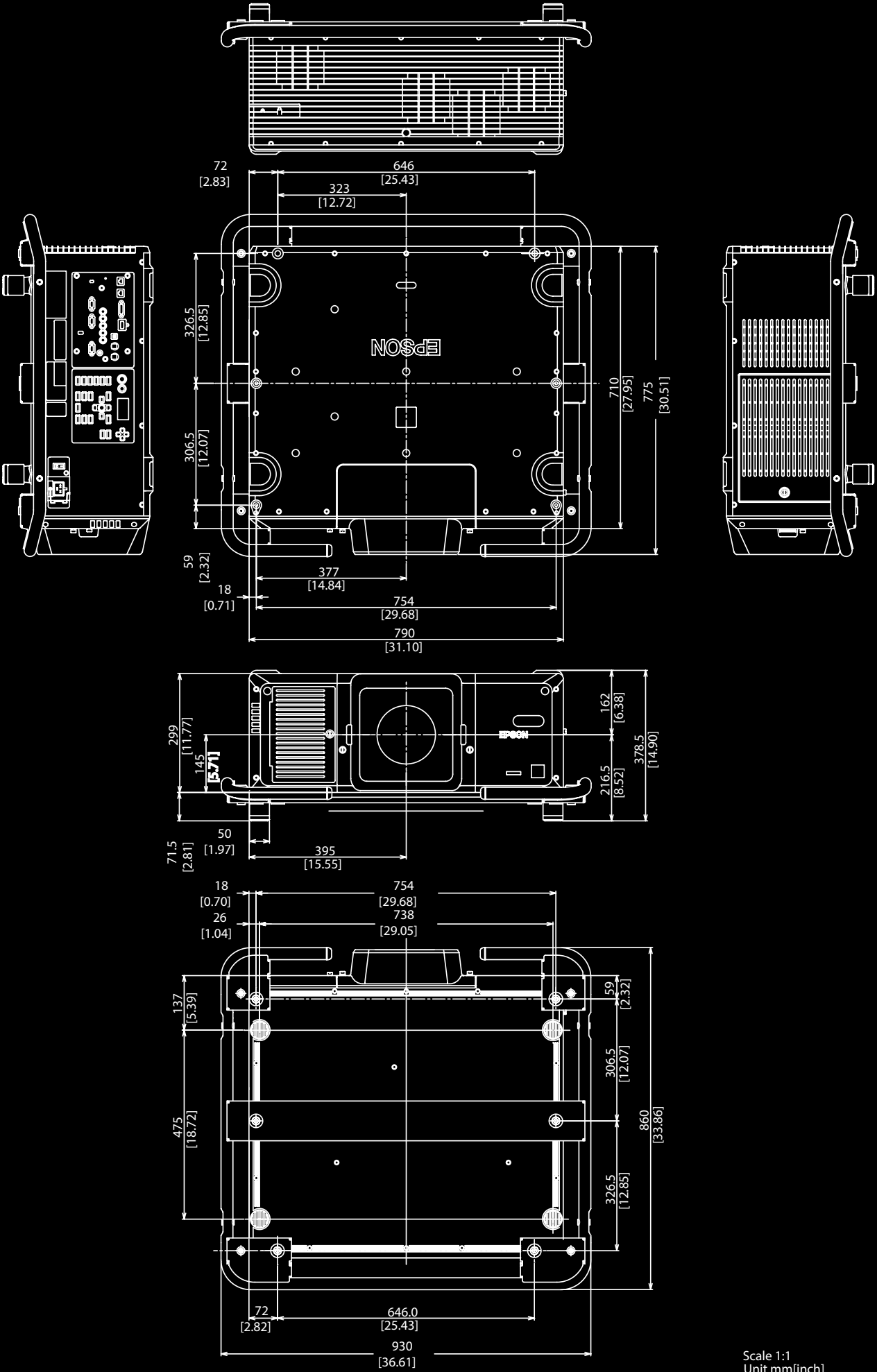
All other product names and other company names used herein are for identification purposes only and are the trademarks or registered trademarks of their respective owners.

Epson disclaims any and all rights in those marks. Projected images shown herein are simulations. The actual product design and contents may vary. Specifications are subject to change without notice and may vary between countries. Please check with local Epson offices for more information.

Apple, iPad and iPhone are trademarks of Apple Inc., registered in the U.S. and other countries. App Store is a service mark of Apple Inc.
Android is a trademark of Google Inc.

Dealer's Stamp

Information correct at time of printing.
Printed July 2020



Scale 1:1
Unit mm[inch]