

Lighting Projectors
LightScene

EPSON
EXCEED YOUR VISION

INFINITE POSSIBILITIES WITH PROJECTION DISPLAYS.

EPSON
EXCEED YOUR VISION



Enhance your customer's experience with vivid and engaging projections.

Upgrade your store spaces into immersive and informational environments that will enhance the customer's in-store experience with Epson's extensive range of LightScene projectors. Impress with eye-catching projections, educate with engaging product information, and retain top-of-mind brand awareness amongst your audience today!

Find out more at www.epson.com.sg/projectors



Epson Singapore Pte Ltd 438B Alexandra Road, Block B Alexandra Technopark, #04-01/04, Singapore 119968. Tel: (65) 6586-5500
Epson Customer Care Center 100G Pasir Panjang Road, #01-09 Interlocal Centre, Singapore 118523. Epson Helpdesk: 800 120 5564. Please refer to www.epson.com.sg/contact for opening hours.



IT'S IN THE DETAILS.



LIGHTSCENE PROJECTORS
EV-110/ EB-800F/ EB-L200S/ EB-U50 & EB-W50 SERIES

Stand out from the masses and differentiate your brands with Epson's wide range of LightScene projectors that is adaptable to your business' specific needs. Featuring various unique key selling points from spotlight designs to large personalised content projections, bring your brands to life with our LightScene projectors!



PRICE AND THROW RATIO



SPECIFICATION COMPARISON

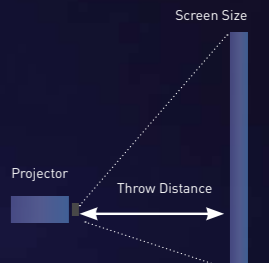
	EV-110 SERIES	EB-800F SERIES	EB-L200S SERIES	EB-U50 & EB-W50 SERIES
Brightness	2,200 lm	5,000 lm	3,800 lm ²	3,700 lm ³
Resolution	WXGA	1080p*	WXGA ²	WUXGA ³
Contrast Ratio (Dynamic)	> 2,500,000:1	> 2,500,000:1	> 2,500,000:1	16,000:1 ³
Zoom Ratio	1.0-2.21 (Total) 1.0 - 1.58 (Optional) 1.0-1.4 (Digital)	1.0-1.35 (Digital)	1.0-1.35 (Digital)	1.0-1.20 (Digital)
Throw Ratio	1.38-2.19	0.27-0.37	0.48-0.65 ²	1.38-1.68 ³
Dimension (D x W x H mm)	Projection unit: φ175 x D260 Power supply unit: D110 x W361 x H65 (without cable cover)	375 x 458 x 209.5	337 x 325 x 90	248 x 364 x 87
Weight	Approx. 5.0 kg	Approx. 9.4 kg	Approx. 4.5 kg ²	Approx. 3.1 kg ³

¹ Pixel shifting technology achieves Full HD resolution on screen. ² For EB-L200SW. ³ For EB-U50.

Floor Installation	● ELPMB55W/55B	-	● ELPMB60W/60B	-
Ceiling or Wall Installation	●	● ELPMB62	● ELPMB60W/60B	● ELPLMB23/ELPMB60
Lighting Track Installation	● ELPMB66W/66B	-	-	-
Optical Zoom Function	●	-	-	●
Content Playback Function	●	●	●	●
Epson Projector Content Manager	●	●	●	●
Epson Creative Projection	●	●	●	●
GPI Support	●	-	-	-
Refined Pixel	●	-	-	-
Built-In Speaker	-	● 8W x 2	● 16W x 1	● 5W Mono
Bluetooth Audio	● Qualcomm [®] aptX [™] /SBC	-	-	-

THROW DISTANCE

Model Name	EV-110 SERIES ¹	EB-800F SERIES ²	L200S SERIES ³	EB-U50/W50 SERIES ¹
100 inch	300 - 476 cm	61.3 - 80.3 cm	EB-L200SW : 105 - 143 cm EB-L200SX : 112 - 153 cm	EB-U50 : 299 - 364 cm EB-W50 : 281 - 338 cm
80 inch	239 - 381 cm	48.7 - 66.4 cm	EB-L200SW : 83 - 113 cm EB-L200SX : 89 - 122 cm	EB-U50 : 238 - 291 cm EB-W50 : 225 - 270 cm
60 inch	179 - 285 cm	-	EB-L200SW : 61 - 84 cm EB-L200SX : 66 - 90 cm	EB-U50 : 178 - 217 cm EB-W50 : 168 - 202 cm
40 inch	118 - 189 cm	-	-	EB-U50 : 118 - 144 cm EB-W50 : 111 - 134 cm



¹ Aspect ratio: 16:10. ² Aspect ratio: 16:9. ³ EB-L200SW aspect ratio: 16:10. EB-L200SX aspect ratio: 4:3.

WHY LIGHTSCENE PROJECTORS

NON-RECTANGULAR PROJECTION

Unlike a flat panel display, projections can now take on any shape, and is no longer constrained to frames or rectangles, enabling endless possibilities in showcasing your messages to your customers.



Using flat panel display



Using Lightscene projector



EASY REFRESHMENT OF CONTENTS

Changing the location and contents of a conventional LCD panel might take weeks or even months, but this is never the case with Epson's LightScene projectors. Content management is made so much easier with Epson's suite of softwares. Projectors could also be easily shifted around to project at your preferred location according to seasonal promotions.



PROJECT ON ANY SURFACES

Project onto practically any surface, from walls to ceilings or even onto aisles without additional modifications done to your space. Elevate the customer's experience with spectacular projection signages in tight and tricky spots that are traditionally impossible.



Wall projection

Ceiling projection

Floor projection

Beam projection

EASY CONTENT MANAGEMENT

Creating personalised contents that reach out to your customers directly help retain top-of-mind brand awareness, allowing your business to stand on an advantage. With Epson's LightScene projectors, along with its suite of content management software, you can easily create customisable content using pre-existing templates or simply upload your content and start impressing your audience.

EPSON CREATIVE PROJECTION APP

Create impressive custom content on your iPhone or iPad easily with the Epson Creative Projection^{*1} app. Beautify any space by combining your photos and videos with the app's built-in templates and stamps.



Connect your iOS device to the projector's network.


Select a template and edit your content.

Preview content.

Save and playback contents.

EPSON IPROJECTION APP

Easily project images and files from various devices such as Windows, Mac OS for mac PC, iOS^{*2} or Android[™] with the Epson iProjection app. Now you can present your content wirelessly with ease from anywhere.



Connect

Connect your mobile device to the projector's network.

Launch

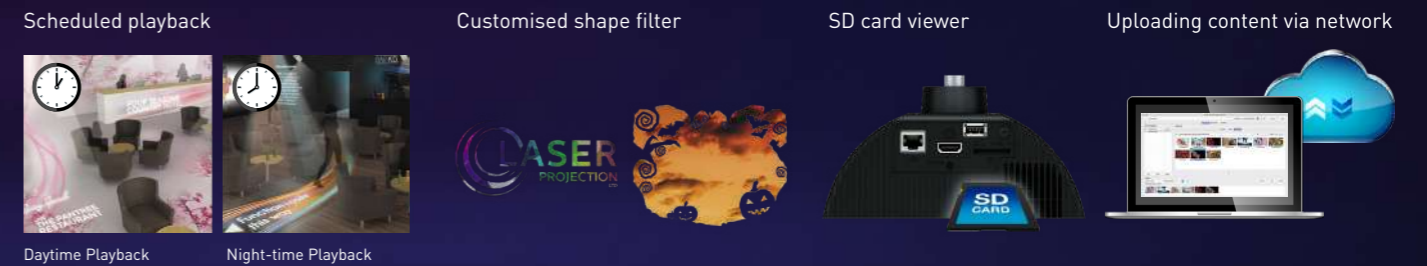
Launch the app and select the connected projector.

Project

Select the web page, document^{*3} or photo you'd like to project, and you're ready to go!

EPSON PROJECTOR CONTENT MANAGER

Create customisable playlists easily and set your own schedules for projection with the user-friendly Epson Projector Content Manager. Now you can do more with personalisable shape filter settings and make impressive and memorable displays via saved playlists on an SD card.



Daytime Playback

Night-time Playback

*1 iOS 10 and earlier are not supported. A device with at least 3GB of storage space is recommended.


*2 iOS 8 and earlier not supported.

*3 Supported documents: Android: Pdf / iOS: Pdf, Ppt, Excel, Keynote, Word.

LASER LIGHT SOURCE

Except W50/U50 Series

Epson's Laser LightScene projectors gives users a peace of mind with its 20,000 maintenance free hours*, enabling virtually no operational down time. This in turn allow owners to carry on with their operations worry free. In addition, without the need to for lamp replacement and labour cost, it provides a cost effective option for lower total cost of ownership.



 **20,000**
 Maintenance-Free hours*

FOR YOUR UNIQUE NEEDS

Take your pick from Epson's wide range of projectors, each suitable for your business's unique needs. Suiting a variety of space and installation requirements, you can now easily fit the projector according to your business's space and aesthetics.

SLEEK DESIGN



EV-110 SERIES

SPACE EFFICIENCY



EB-800F SERIES

USAGE FLEXIBILITY



EB-L200S SERIES

ECONOMICAL



EB-U50/ EB-W50 SERIES


FOR MULTIPLE APPLICATIONS

Explore the infinite possibilities with Epson's range of projectors, offering precise solutions for specific industries' needs. Engage your audience, create an immersive experience, or add value to your products through the wide variety of projectors available.

RETAIL SPACES



Create an eye-catching storefront.



Immersive storytelling for your products.



Personalised customer experience.

HOTEL SPACES



Creating an inviting space and welcoming ambience for guests.



Easily editable seasonal decorations.



Set the mood for various events with experiential and artistic projections.

ENTERTAINMENT SPACES



Create a naturally immersive experience for visitors.



Elevating viewing experience.



Engaging and memorable interactions with visitors.

CORPORATE SPACES



Create informative signages for visitors to the office.



Welcome visitors and colleagues to the office with dynamic contents when they step into the office.



Personalised messages to VIPs and key guests to create an even greater welcoming experience.

*No maintenance for the laser light source required for up to 20,000 hours. Approximate time until brightness decreases 50% from first usage. Measured by acceleration test assuming use of 0.04-0.20 mg/m3 of particulate matter. Time varies depending on usage conditions and environment. Replacement of parts other than the light source may be required in a shorter period.



Fit-to-Interior

SLEEK SPOTLIGHT MODEL

Blending seamlessly into your interior, EV-110/115 stylish spotlight design engages your customers through its dynamic projections.

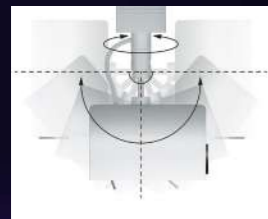


EV-110 EV-115

High Installation Flexibility

Ball Joint Structure
Project with ease with 360° rotation function, which is especially handy when projecting onto tricky surfaces.

New Lighting Track Mount Support*
Enjoy fuss-free installation onto your existing lighting track with the new mount support ELPMB66B/W.



* An optional mount kit is required for on-floor and lighting track installation. Installation work must be carried out carefully to ensure that the correct model number of the lighting track is used. Otherwise, the mount or the projector could fall, causing injury or accident. Please contact us for further information.

Interactivity Features

As the EV-110 series support the GPI function, fortify your brand's messages with basic interactivity to lift engagement levels with customers to another level. Simply connect sensors to the projector, and you are on the way to creating deeper engagements with customers.

Bluetooth-ready Audio

Transmit audio wirelessly with the Bluetooth function, elevating and enriching the sensory experience in your store, without the hassle of complicated cable management.



Projector OFF



Projector ON when motion is detected by sensor



High Quality Projections in Tight Spaces

ADVANCED ULTRA SHORT THROW MODEL

Thanks to an ultra-short throw ratio, the projector can be installed in spaces that are traditionally impossible for a normal throw ratio model while not compromising on image quality.



EB-800F

EB-805F

Remarkable Image Quality

With 5,000 lumens of brightness, projections from the EB-800F series projectors will show up well even against bright ambient lighting.



Perfect for Small Spaces

With its ultra-short throw capability, the EB-800F series is able to project in tight spaces and in turn increasing space efficiency of store layout.



Project up to 130" Screen Size

Attract and retain attention with up to 130", sharp, and vivid projections on display windows and retail space. Size will no longer be an issue as you convert empty interiors into stunning and large advertising spaces with informative and key brand messages.





Impressive Screen Size with Flexible Placement



Wallet-Friendly and Cost-Saving

FLEXIBLE SHORT-THROW MODEL

With a wide range of installation options, the EB-L200SX/L200SW offers flexibility and reliability.



EB-L200SX/SW



ALL-IN-ONE SIGNAGE MODEL

Highly affordable, now you can express and strengthen your brand's messages on large customisable projections without breaking the bank.



EB-U50/W50



Impressive Screen Size at Close Range

This projector series boasts a throw ratio as low as 0.48¹, allowing you to project an 120-inch² large screen from just 126cm away.

Detail Enhancement

Improve visibility for fine and small prints with the Detail Enhancement Feature and watch your images come to life with sharper contour and defined details.

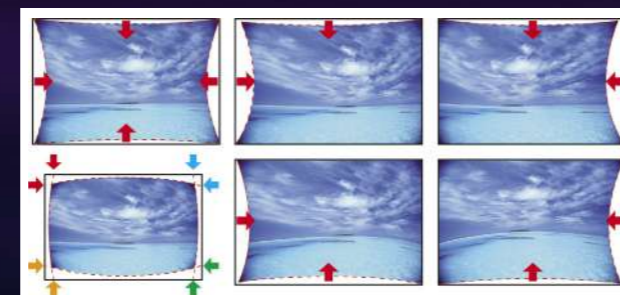
Flexible Installation Options

The EB-W50/U50 projector offers a variety of flexible installation options. It can be mounted directly onto the ceiling, or conveniently on a tabletop. For ceiling projection, the projector enables you to project from any angle through 360° horizontal and 30° vertical.



Quick and Fuss-free Installation

Regardless of where the projector is installed, the in-built Arc Correction easily adjust any vertical or horizontal distortion and Quick Corner feature allows users to do four corner adjustment without changing the aspect ratio of the projected image.



Arc Correction

Advanced Dust Prevention

Highly protected against dust and intrusion, enhancing its durability and resistance, with the advanced filter design and a dust-proof structure housing.



High efficiency air filter

¹ 0.48 throw is for EB-L200SW. EB-L200SX throw is 0.55.
² 120" is for EB-L200SW. EB-L200SX is only up to 112".

Limitless possibilities. Unrestricted creativity. One projection signage solution.

There's no denying that one of the primary factors for a successful retail, art or food-service business is the impact its displays and interior design have on consumers. Store atmospherics such as lighting, colour, music, or scent can influence emotions and behaviour. An engaging, visually pleasing display or interior design can potentially be the key in attracting new customers and retaining them.

When it comes to in-store displays, IKEA has mastered the art of creating a sensorial experience from interactive product setups to dynamic and captivating visual images. Focused on innovation, the IKEA shop in Kraków, Poland wanted to elevate the way products are presented by using big displays with the smallest equipment possible. Believing that flat panel displays would restrict designs to rectangles, its Digital Solution Implementations team decided to install Epson's EV-100 laser projectors, allowing its content provider to use any shape and size for a dynamic design that will grab the customers' attention.

Compared to LCD screens, these laser projectors gave the shop flexibility to move its digital displays anywhere and project high-quality images while fitting seamlessly into the store's interior design. Epson's projection signage solutions helped IKEA Kraków's customers with their decision-making by providing a unique solution like nothing else in the market.



IKEA Kraków uses the Epson LightScene EV-100 projector to enhance its product displays.

The applications of LightScene, Epson's range of projection signage solutions, are not limited to store displays, however. It can also provide an engaging and immersive customer experience for museums, art centres and restaurants, transforming spaces by projecting images on the walls, ceiling, or floor as it blends with the environment's interior design. The technology in Epson's projection signage solutions enable businesses to create mesmerising customer experiences by transmitting imagery onto urban surfaces.



EB-805F (Black) / EB-800F (White)

EV-115 (Black) / EV-110 (White)

EB-L200SX / EB-L200SW

EB-U50 / W50

The LightScene range was developed to display digital visual content that pushes the boundaries of creativity and imagination. To address the market's evolving demands and needs, this series features a wide range of products which includes the EB-800F/805F ultra-short-throw projector, the EB-L200SX/L200SW short-throw projector, the EV-110/115 spotlight-designed projectors and the EB-U50/W50 normal-throw projectors.

With the innovative LightScene projectors as their tool, content creators are now able to explore various artistic and creative visual executions. Even establishments such as retail stores and restaurants can showcase their products and services by mounting eye-catching installations beyond the usual.

Making possible economical yet creative installations.

The post-pandemic environment has caused businesses to cut back their budgets on costly marketing events and experiences to promote their products and services. The technology in Epson LightScene projectors is giving marketers a creative and practical solution to bringing fun, immersive but contactless experiences to life for their customers.

The LightScene range of projectors can be used with Epson's suite of software solutions to easily and inexpensively change, liven up, and bring objects and physical spaces to life. Dynamic and interactive images can be projected on an array of surfaces such as walls, pillars or even floors, making the use of these projectors more flexible compared to fixed displays such as LED video walls or flat panel displays.

In displaying interactive content, the Epson EV-110/115 models, through its input motion sensors, create a different level of engagement. The sensor detects movement around the projected image, eliciting a programmed response that makes the experience more immersive for the viewer. This can be replicated in different areas since projectors can be conveniently moved to different locations depending on the seasonality or duration of promotions.

In an exhibition at the Beijing Art Center, toy company W. Kong collaborated with 112 artists to produce over 600 artworks that were projected on a signature dummy art which magnified and gamified the artistic experience for visitors. Art was also projected on the floor to create a captivating experience for audiences.



Beijing Art Center uses LightScene projectors to bring art to life.

W. Kong succeeded in grabbing the attention of its audience by allowing contributors to create their own content, change their painting instantaneously using the 3D mapping feature and finally, project it as an interactive slide show. Being particular about spatial design for an uninterrupted visual event, the Beijing Art Center utilised the sleek, spotlight design of the EV-100 series—which blended naturally within the space—to experiment and push the boundaries of digital art and interactive displays.



Nazuki Restaurant in Tokyo delights customers with dynamic displays.

CASE STUDIES

To bring out an alluring dining experience through dynamic imaging, the Nazuki restaurant in Tokyo lived up to its fame as an entertainment restaurant by projecting curated and synchronised images on walls, tables, and floors so that guests can dine amidst spectacular scenery. The projector's sensors even create a rippling effect as diners walk around the restaurant. Messages and videos are projected onto tables and walls to celebrate birthdays and other special occasions. All of these are managed and controlled by an Epson Creative Projection app on a tablet.

"It's amazing how our LightScene products can unleash the creativity in our customers. By sharing how different people have used projected light to create ingenious and immersive experiences or to change up the ambience in a space, we hope to inspire businesses to push the boundaries of their own creativity to capture the attention of their customers," said Ng Ngee Khiang, Regional Director - Visual Products Division, Epson Southeast Asia.

The LightScene projector series include the following models with these specifications:

Model no.	Resolution	Throw Ratio	Colour / White Brightness	Light Source
EB-800F / EB-805F	Full HD	0.27 – 0.37 (Wide – Tele)	5,000 lm	LASER LIGHT SOURCE
EB-L200SX	XGA	0.55 – 0.74 (Wide – Tele)	3,600 lm	LASER LIGHT SOURCE
EB-L200SW	WXGA	0.48 – 0.65 (Wide – Tele)	3,800 lm	LASER LIGHT SOURCE
EV-110 / EV-115	WXGA	1.38 – 2.19	2,200 lm	LASER LIGHT SOURCE
EB-U50	WUXGA	1.38 – 1.68 (Wide – Tele)	3,700 lm	Lamp
EB-W50	WXGA	1.30 – 1.56 (Wide – Tele)	3,800 lm	Lamp

Discover the endless possibilities with projection signage solutions and learn how you can use it to leave a unique, lasting impression for your customers. For more information on Epson's LightScene projector range, please get in touch with your local Epson Authorised Dealers.

CASE STUDIES



POLAND

IKEA Kraków Retail | Poland

The idea behind this projection installations was for the projection signages to enhance store displays. A LCD monitor would mean that contents are restricted to rectangle images while projection signages allow us to use any shapes depending on the contents and space available. In addition, LCD screen installations are permanent and difficult to shift while the projector could be shifted easily according to preference and seasonal promotions.



JAPAN

AEONLIQUOR Co., Ltd. Retail | Japan

As online retail is on the rise, a big challenge faced by brick-and-mortar retailers is to attract people to the stores and make shopping a more enjoyable experience. By projecting images onto the display table, we are able to grab customer's attention while offering useful product information. As a result, this installation contributed to an increase in overall sales.



JAPAN

Japanese Entertainment Restaurant Nazuki Restaurant | Japan

This restaurant uses 40 EV-105 projectors to map images onto tables, floors and aisles, creating a stunning ambience for customers. It is impossible to have these visuals on the floor or tables with LCD screens but with projectors, it is made possible. The EV-105 easy adjustments, installation flexibility and outstanding features for signage made this the ideal projector for this project.



JAPAN

Nakamura Shikki Co., Ltd WABI x SABI Restaurant | Japan

The level of thought and commitment that goes into each of their products could be conveyed strongly using both texts and images in the projection displays. Many customers could be seen stopping in front of the video to watch the content on display. Also, as the projection content is projected directly onto the shelves, we are able to produce a more natural projection that fits perfectly with the store's interior design.

SPECIFICATIONS

MODEL NUMBER	EV-110	EV-115
SKU Number	V11HA22052	V11HA22152
Projection Technology	RGB liquid crystal shutter projection system (3LCD)	
Specification of Main Parts		
LCD	Size 0.59 inch (D8, C2fine)	
	Resolution WXGA	
Projection Lens	Type Optical Zoom (Powered) / Focus (Powered)	
	F-Number 1.51 – 1.92	
	Focal Length 18.2 – 28.4 mm	
	Zoom Ratio Optical Zoom: 1.0 – 1.58 / Digital Zoom: 1.0 – 1.4	
	Throw Ratio 1.38 – 2.19	
Lightsource	Type Laser Diode	
	Life (Normal/Quiet/Extended) 20,000 / 20,000 / 30,000 hours	
Screen Size (Projected Distance)		
Zoom: Wide	30" to 150" [0.88 to 4.51 m]	
Standard	60" screen @ 1.79 m	
Brightness ¹		
White Light Output (Normal / Extended)	2,200 / 1,100 lm	
Colour Light Output	2,200 lm	
Contrast Ratio	Over 2,500,000:1	
Colour Mode	Dynamic / Normal	
Adjustment Angle		
Vertical	Upper: 90° to Lower: 90°	
Hprizontal	360°	
Rotary	0° – 90° (Portrait Projection)	
Geometric Correction		
Keystone	Vertical ±45°	
	Horizontal ±40°	
	Quick Corner Yes	
Connectivity		
Digital Input	HDMI 1	
Audio Output	Stereo Mini Jack 1	
USB Input	USB Type A 1 [For GPI IN (2Ch) or 5V/2A power supply]	
	USB Type B 1 [For Firmware Update]	
Memory I/O	SC Card 1 (SDHC, up to 32GB, more than Class 10)	
Network	Wired LAN RJ45 x 1 (100Mbps)	
	Wireless Built-in	
Wireless Specification (Wireless LAN)		
Supported speed for Each Mode	IEEE 802.11b (2.4GHz): 11 Mbps ² , IEEE 802.11g (2.4GHz): 54 Mbps ² , IEEE 802.11n (2.4GHz): 72.2 Mbps ² , IEEE 802.11a (5GHz): 54 Mbps ² , IEEE 802.11n (5GHz): 150.0 Mbps ² ,	
Wireless LAN Security	Infrastructure: Open, WPA2/WPA3-PSK, WPA2 / WPA3-EAP Supported EAP Type: PEAP, PEAP-TLS, EAP-TLS, EAP-Fast Infrastructure, Access Point	
Supported Connection Mode		
Bluetooth Audio (In-built)		
Version	4.2	
Communication Distance	Approx. 10m	
Content Protection	SCMS-T	
Supported Codecs	SBC, Qualcomm, aptX audio	
Contents Player		
Playlist	Yes	
Timetable (Scheduled Playlist)	Yes	
SD Viewer	Yes	
Playlist Contents	Movie (Motion JPEG compressed AVI format), and Photo (JPEG, PNG, GIF, BMP)	
Operating Temperature	Low Altitude (0 to 2,286m / 7,500ft): 5 °C to 40 °C (41 °F to 104 °F) High Altitude (Over 2,286m / 7,500ft): 5 °C to 35 °C (41 °F to 95 °F) 20% - 80% Humidity, No Condensation	
Operating Altitude	0 m to 3,048 m (0 ft to 10,000 ft) (Over 1,500 m / 4,921 ft: with High Altitude Mode)	
Direct Power On / Off	Yes / Yes	
Start-up Period	Less than 9 seconds	
Cool Down Period	Instant off	
Power Supply Voltage	100 – 240 V AC +/- 10%, 50/60 Hz	
Power Consumption (220 – 240V)		
Laser Diode On (Normal / Quiet)	149W / 112W	
Standby (Network On / Off)	2.0W / 0.40W	
Dimension Excluding Feet (D x W x H)	Main Unit: φ175 x D260 Power supply unit: D110 x W361 x H65 (without cable cover)	
Weight	Approx. 6.9 Kg	
Fan Noise (Normal / Quiet)	34 / 22 dB	

¹ Colour brightness (colour light output) and white brightness (white light output) will vary depending on usage conditions. Colour light output measured in accordance with IDMS 15:4; white light output measured in accordance with ISO 21118.

² Maximum speed and range is achievable when used with same enhanced mode technology. Actual data rates, features and performance may vary depending on your computer system, the environment and other factors.

Supplied Accessories

Power Cable: 3m x 1
Remote Control with 2xAA Battery
Cable cover
HDMI Cable Clamp x 2

Optional Accessories

Floor Stand
White ELPMB55W
Black ELPMB55B

Light Track Mount

White ELPMB66W
Black ELPMB66B

EV-110 (Colour: White)



EV-115 (Colour: Black)



©2021 Epson Singapore Pte Ltd. All Rights Reserved. Reproduction in part or in whole, without the written permission from Epson, is strictly prohibited.

EPSON and EXCEED YOUR VISION are registered trademarks of Seiko Epson Corporation.

All other product names and other company names used herein are for identification purposes only and are the trademarks or registered trademarks of their respective owners.

Epson disclaims any and all rights in those marks. Projected images shown herein are simulations. The actual product design and contents may vary. Specifications are subject to change without notice and may vary between countries. Please check with local Epson offices for more information.

Apple, iPad and iPhone are trademarks of Apple Inc., registered in the U.S. and other countries. App Store is a service mark of Apple Inc.

Android is a trademark of Google Inc.

Dealer's Stamp

Information correct at time of printing.
Printed April 2021

SPECIFICATIONS

MODEL NUMBER	EB-800F	EB-805F
SKU Number	V11H923552	V11H923652
Projection Technology	RGB liquid crystal shutter projection system (3LCD)	
Specifications of Main Parts		
LCD	Size 0.62" (C2Fine)	
	Resolution 1080p (1366 x 768 x 2) [^]	
Projection Lens	Type Focus (Manual) / No Optical Zoom	
	F-Number 1.50	
	Focal Length 3.90 mm	
	Zoom Ratio 1 – 1.35 (Digital Zoom)	
	Throw Ratio 0.27 – 0.37 (Wide to Tele)	
Lightsource	Type Laser Diode	
	Life (Normal/Quiet/Extended) 20,000 / 20,000 / 30,000 hours	
Screen Size (Projected Distance)		
Zoom: Wide	65" – 130" [39.2 – 80.3 cm] @ 16:9 / 61" – 120" [39.5 – 79.6 cm] @ 16:6	
Zoom: Tele	48" – 96" [39.2 – 80.3 cm] @ 16:9	
Standard	80" [48.7 cm]	
Brightness ¹		
White Light Output (Normal / Extended)	5,000 lm / 3,500 lm	
Colour Light Output	5,000 lm	
Contrast Ratio	Over 2,500,000:1	
Internal Speaker(s)		
Sound Output	8W x 8W [Stereo]	
Geometric Correction		
Vertical / Horizontal Keystone	±3° / ±3°	
Quick Corner	Yes	
Connectivity		
Analog Input	D-Sub 15Pin Composite	2 FCA x 1 (Yellow)
Digital Input	HDMI HDBaseT	3 (HDCP2.3) 1 (HDCP2.3)
Output Terminal	D-Sub 15Pin HDMI	1 (Black) 1
Audio Input	Stereo Mini Jack	3
Audio Output	Stereo Mini Jack	1
Control I/O	RS-232C	D-Sub 9pin x 1
USB I/O	Type A Type B	2 (For Saving and Reading* data via USB Memory, USB Document Camera) 1 (For USB Display, mouse, K/B, Control, Firmware Update, Interactive, Copy OSD Settings)
Network	Wired LAN Wireless LAN	RJ45 x 1 Optional (Using ELPAP11)
Wireless Specification		
Supported Speed For Each Mode	Infrastructure: IEEE 802.11b (2.4GHz): 11 Mbps ² , IEEE 802.11g (2.4GHz): 54 Mbps ² , IEEE 802.11n (2.4GHz): 72.2 Mbps ² , IEEE 802.11a (5GHz): 54 Mbps ² , IEEE 802.11n (5GHz): 150 Mbps ² , IEEE 802.11ac (5GHz): 325 Mbps ² Access Point (Wi-Fi Direct): IEEE 802.11g (2.4GHz): 54 Mbps ² , IEEE 802.11n (2.4GHz): 72.2 Mbps ² , IEEE 802.11a (5GHz): 54 Mbps ² , IEEE 802.11n (5GHz): 150 Mbps ² , IEEE 802.11ac (5GHz): 325 Mbps ²	
Supported Mode	Infrastructure, Access Point (Wi-Fi Direct)	
Wireless LAN Security	Infrastructure: OPEN, WPA2/WPA3-PSK, WPA2/WPA3-EAP Supported EAP Type: PEAP, PEAP-TLS, EAP-TLS, EAP-Fast Access Point (Wi-Fi Direct): WPA2-PSK(AES)	
Operating Temperature	Low Altitude (0 to 2,286m / 7,500ft): Single use: 0 - 45 °C <41 - 113 °F> Multi Projection use: 0 - 40 °C <41 - 104 °F> 20% – 80% Humidity, No Condensation	
Operating Altitude	0 - 3,048 m <0 - 10,000 ft> (over 1,500m / 4,921 ft: with High altitude mode)	
Direct Power On / Off	Yes	
Start-Up Period	Less than 5 secs (Quick start-up), Less than 10 sec (Epson Logo), 30 secs (Warm-up Period)	
Cool Down Period	Instant Off	
Air Filter		
Maintenance Cycle	20,000 hours ³	
Power Supply Voltage	100 - 240 V AC ±10%, 50/60 Hz	
Power Consumption (220 - 240V)		
Laser Diode ON (Normal / Extended)	366W / 262W	
Standby (Network / Energy Saving)	2.0W / 0.5 W	
Dimension Excluding Feet (D X W X H)	375 x 458 x 209.5 mm	
Weight	Approx. 9.4 kg (Without Cable Cover) / Approx. 9.7 kg (With Cable Cover)	
Fan Noise (Normal / Quiet)	36dB / 27dB	

¹ Colour brightness (colour light output) and white brightness (white light output) will vary depending on usage conditions. Colour light output measured in accordance with IDMS 15:4; white light output measured in accordance with ISO 21118.

² Maximum speed and range is achievable when used with same enhanced mode technology. Actual data rates, features and performance may vary depending on your computer system, the environment and other factors.

³ When used in the general office environment (the amount of floating dust: 0.04 - 0.2 mg/m³). Based on the Epson's in-house test results.

[^] Pixel shifting technology achieves Full HD resolution on screen.

* Including Firmware Update and Copy OSD Settings.

Operating Temperature

Operating Altitude

Direct Power On / Off

Start-Up Period

Cool Down Period

Air Filter

Maintenance Cycle

Power Supply Voltage

Power Consumption (220 - 240V)

Laser Diode ON (Normal / Extended)

Standby (Network / Energy Saving)

Dimension Excluding Feet (D X W X H)

Weight

Fan Noise (Normal / Quiet)

¹ Colour brightness (colour light output) and white brightness (white light output) will vary depending on usage conditions. Colour light output measured in accordance with IDMS 15:4; white light output measured in accordance with ISO 21118.

² Maximum speed and range is achievable when used with same enhanced mode technology. Actual data rates, features and performance may vary depending on your computer system, the environment and other factors.

³ When used in the general office environment (the amount of floating dust: 0.04 - 0.2 mg/m³). Based on the Epson's in-house test results.

[^] Pixel shifting technology achieves Full HD resolution on screen.

* Including Firmware Update and Copy OSD Settings.

Supplied Accessories

Power Cable: 1.8m x 1
Remote Control with 2xAA Battery
Cable cover
Foot for main unit
Lens cap

Optional Accessories

Setting Plate: ELPMB62
Air Filter: ELPAP56
Wireless LAN unit: ELPAP11

EB-800F (Colour: White)



EB-805F (Colour: Black)



©2021 Epson Singapore Pte Ltd. All Rights Reserved. Reproduction in part or in whole, without the written permission from Epson, is strictly prohibited.

EPSON and EXCEED YOUR VISION are registered trademarks of Seiko Epson Corporation.

All other product names and other company names used herein are for identification purposes only and are the trademarks or registered trademarks of their respective owners.

Epson disclaims any and all rights in those marks. Projected images shown herein are simulations. The actual product design and contents may vary. Specifications are subject to change without notice and may vary between countries. Please check with local Epson offices for more information.

Apple, iPad and iPhone are trademarks of Apple Inc., registered in the U.S. and other countries. App Store is a service mark of Apple Inc.

Android is a trademark of Google Inc.

Dealer's Stamp

Information correct at time of printing.
Printed April 2021

Find out more at www.epson.com.sg/projectors



EpsonSEA



EpsonSEA



EpsonSEA



EpsonSoutheastAsia

Find out more at www.epson.com.sg/projectors



EpsonSEA



EpsonSEA



EpsonSEA



EpsonSoutheastAsia

Epson Singapore Pte Ltd

Epson Customer Care Center

438B Alexandra Road, Block B Alexandra Technopark, #04-01/04, Singapore 119968. Tel: (65) 6586-5500

100G Pasir Panjang Road, #01-09 Interlocal Centre, Singapore 118523. Epson Helpdesk: 800 120 5564. Please refer to www.epson.com.sg/contact for opening hours.

Epson Singapore Pte Ltd

Epson Customer Care Center

438B Alexandra Road, Block B Alexandra Technopark, #04-01/04, Singapore 119968. Tel: (65) 6586-5500

100G Pasir Panjang Road, #01-09 Interlocal Centre, Singapore 118523. Epson Helpdesk: 800 120 5564. Please refer to www.epson.com.sg/contact for opening hours.

