

MODEL NUMBER	EB-L210SF	EB-L210SW		
SKU Number	V11HA75080	V11HA76080		
Projection Technology	RGB liquid crystal shutter projection system			
Specifications of Main Parts				
LCD	Size	0.62" (C2Fine)	0.59" (C2Fine)	
	Resolution	Full HD (1080p)	WXGA (1280 x 800)	
	Projection Lens	Type	No Optical Zoom / Focus (Manual)	
		F-Number	1.60	
		Focal Length	6.40mm	
Zoom Ratio	1.0 – 1.35 (Digital Zoom)			
Throw Ratio	0.45 – 0.61		0.48 – 0.65	
Light Source				
Type	Laser Diode			
Life (Normal / Quiet / Extended)	20,000 / 20,000 / 30,000 hrs			
Screen Size (Projected Distance)				
Standard: 90" screen @ 91cm	Standard: 87" screen @ 91cm			
Zoom (Wide): 55" to 125" screen (54 – 127cm)	Zoom (Wide): 53" to 120" screen (54 – 126cm)			
Brightness¹				
White Light Output (Normal / Eco)	4,000lm / 2,800lm			
Colour Light Output	4,000lm			
Contrast Ratio	Over 2,500,000 : 1			
Internal Speaker(s)				
Sound Output	16W Monaural			
Geometric Correction				
Vertical / Horizontal Keystone	±15° / ±15°			
Quick Corner	Yes (Manual)			
Image				
Noise Reduction	Yes			
Super-Resolution	Yes			
Detail Enhancement	Yes			
Connectivity				
Analog Input	D-Sub 15Pin	2		
	Composite	RCA x 1 (Yellow)		
Digital Input	HDMI	2 (HDCP 2.3)		
Analog Output	D-Sub 15Pin	1 (Black) (in common with Computer 2)		
Audio Input	RCA	1 (White, Red)		
	Stereo Mini Jack	2		
Audio Output	Stereo Mini Jack	1		
Others	USB Type A	1 (For PC Free, Firmware Update, Copy OSD Settings or 5V/2A Power Supply)		
	USB Type B	1 (for Firmware Update, Copy OSD Settings)		
	Mic I/O	Stereo Mini x 1		
Control I/O	RS-232C	D-Sub 9pin x 1		
Network	Wired LAN	RJ45 x 1 (100Mbps)		
	Wireless	Built-in and Optional wireless (using ELPAP11)		
Wireless Specification				
(Wireless LAN and Screen Mirroring)				
Supported Speed For Each Mode	Infrastructure: IEEE 802.11b (2.4GHz): 11Mbps ² , IEEE 802.11g (2.4GHz): 54Mbps ² , IEEE 802.11n (2.4GHz): 72.2Mbps ² , IEEE 802.11a (5GHz): 54Mbps ² , IEEE 802.11n (5GHz): 150Mbps ² , IEEE 802.11ac (5GHz): 325Mbps ²			
Access Point (Wi-Fi Direct):	IEEE 802.11g (2.4GHz): 54Mbps ² , IEEE 802.11n (2.4GHz): 72.2Mbps ² , IEEE 802.11a (5GHz): 54Mbps ² , IEEE 802.11n (5GHz): 150Mbps ² , IEEE 802.11ac (5GHz): 325Mbps ²			
Supported Mode	Infrastructure, Access Point (Wi-Fi Direct)			
Wireless LAN Security	Infrastructure: OPEN, WPA2 / WPA3-PSK, WPA2 / WPA3-EAP Supported EAP Type: PEAP, PEAP-TLS, EAP-TLS, EAP-Fast ; Access Point (Wi-Fi Direct): WPA2-PSK (AES)			
(Optional Wireless LAN)				
Supported Speed For Each Mode	Access Point (Wi-Fi Direct): IEEE 802.11g (2.4GHz): 54Mbps ² , IEEE 802.11n (2.4GHz): 72.2Mbps ² , IEEE 802.11a (5GHz): 54Mbps ² , IEEE 802.11n (5GHz): 150Mbps ² , IEEE 802.11ac (5GHz): 325Mbps ²			
Supported Mode	Access Point (Wi-Fi Direct)			
Wireless LAN Security	WPA2-PSK (AES)			
Operating Temperature³	0 - 2,286 m (0 - 7,500 ft): 0 °C - 40 °C [32 °F - 104 °F] ; 20% to 80% Humidity, No Condensation Over 2,286 m (7,500 ft): 0 - 35 °C [32 °F - 95 °F] ; 20%-80% Humidity, No Condensation			
Operating Altitude	Over 1,500 m / 4,921 ft, with High Altitude Mode: 0 - 3,048 m (0 - 10,000 ft)			
Direct Power On / Off	Yes			
Start-Up Period	Less than 9 seconds (Epson Logo), Warm-up Period: 30 seconds			
Quick Start-Up	Less than 5 seconds (Display)			
Cool Down Period	Instant Off			
Air Filter	Type	Electrostatic Filter		
	Maintenance Cycle ⁴	20,000 hours		
Power Supply Voltage	100 – 240 V AC ±10%, 50/60 Hz			
Power Consumption (220 - 240V)				
Lamp On (Normal / Extended)	260W / 191W			
Standby (Network On / Off)	2.0W / 0.5W			
Dimension Excluding Feet (D x W x H)	337 x 325 x 90 mm			
Weight (with cable cover)	Approx. 4.6kg			
Fan Noise (Normal / Eco)	37dB / 27dB			

¹ Colour brightness (colour light output) and white brightness (white light output) will vary depending on usage conditions. Colour light output measured in accordance with IDMS 15:4; white light output measured in accordance with ISO 21118.
² Maximum speed and range is achievable when used with same enhanced mode technology. Actual data rates, features and performance may vary depending on your computer system, the environment and other factors.
³ When environmental temperature becomes high, the brightness becomes dark automatically.
⁴ When used in the general office environment (the amount of floating dust: 0.04 - 0.2 mg/m³). Based on the Epson's in-house test results.

Supplied Accessories

Power Cable: 4.5m, 3 wires
 HDMI Cable: 1.8m
 Remote Control with 2xAA Battery
 User Guide

Optional Accessories

Air Filter: ELPAP60
 Ceiling Mount: ELPMB23
 Ceiling Mount (New): ELPMB60W (White), ELPMB60B (Black), ELPMB61W (White), ELPMB61B (Black)
 Short throw Wall Mount: ELPMB45, ELPMB64
 Wireless Presentation system: ELPWP10
 Wireless LAN unit: ELPAP11
 Soft Carry Case: ELPKS71

EB-L210SF/L210SW



©2023 Epson Singapore Pte Ltd. All Rights Reserved. Reproduction in part or in whole, without the written permission from Epson, is strictly prohibited.

EPSON is a registered trademark of Seiko Epson Corporation.

All other product names and other company names used herein are for identification purposes only and are the trademarks or registered trademarks of their respective owners.

Epson disclaims any and all rights in those marks. Projected images shown herein are simulations. The actual product design and contents may vary. Specifications are subject to change without notice and may vary between countries. Please check with local Epson offices for more information.

Apple, iPad and iPhone are trademarks of Apple Inc., registered in the U.S. and other countries. App Store is a service mark of Apple Inc.

Android is a trademark of Google Inc.

Dealer's Stamp

Information correct at time of printing.
 Printed June 2023

SHORT THROW LASER PROJECTORS
EB-L210SF/L210SW



DIVE INTO THE ACTION WITH SHORT THROW PROJECTION.

Create a novel experience for your audience with immersive short throw projection.

Capture your audience's imagination with the breathtakingly vibrant and sharp visuals offered by Epson's EB-L210SF/L210SW projectors. Crafted to meet the demands of both educational and corporate environments, these projectors enable you to deliver awe-inspiring presentations in stunning Full HD¹ clarity, even on large screens at a close distance. Whether you are presenting in a cozy boardroom or a vast auditorium, these user-friendly projectors are meticulously designed to convey your message with crystal-clear precision, captivate your audience's undivided attention, and leave an indelible impression that will endure long after your presentation ends.

Full HD Resolution¹

20,000 Light Hours

Brightness Upgrade

Short Throw 120" @ 1.264m²

Wireless Projection

Environmental Friendly



Exceptional Visual Definition

Experience unparalleled visual brilliance in full-HD resolution at 4,000 lumens with a laser light source.

Impressive Short-throw Distance

With a throw ratio of 1.264m², project vivid and sharp presentations on a 120-inch large screen with ease.

Laser Technology

Our maintenance-free laser light source provides an astounding 20,000 hours³ of uninterrupted top-notch performance.

¹ Only applicable for EB-L210SF
² EB-L210SW: up to 120 inches for 16:10 at 1.264m throw ; EB-L210SF: up to 125 inches for 16:9 at 1.268m throw.
³ Approximate time until brightness decreases 50% from first usage. Measured by acceleration test assuming use of 0.04 - 0.20 mg/m³ of particulate matter. Time varies depending on usage conditions and environments.

Find out more at www.epson.com.sg/projectors



Epson Singapore Pte Ltd 438B Alexandra Road, Block B Alexandra Technopark, #04-01/04, Singapore 119968. Tel: (65) 6586-5500
Epson Customer Care Center 100G Pasir Panjang Road, #01-09 Interlocal Centre, Singapore 118523. Epson Helpdesk: 800 120 5564. Please refer to www.epson.com.sg/contact for opening hours.

Captivate your audience

With Short Throw Laser Projector

Elevate the customer's experience with fascinating large-screen projections in various shapes on virtually any surface. Discover a world of endless creative possibilities in even the most compact spaces, thanks to Epson EB-L210SF/L210SW short-throw projectors.




Phenomenal Short-throw Functionality



Epson's EB-L210SF/L210SW short throw projectors are capable of producing clear and vibrant large-screen projections of up to 120" diagonal from just 1.264m away*, thanks to throw ratio as low as 0.45**. These projectors can help you deliver sharp and immersive presentations.

4:3 16:9 16:10 21:9[^]
FOR FHD MODEL

* For EB-L210SW: 120 inch for 16:10 at 1.264m throw ; EB-L210SF: 125 inch for 16:9 at 1.268m throw.
**0.45 for EB-L210SF; 0.48 for EB-L210SW.
[^] Only for EB-L210SF. The 21:9 aspect ratio is commonly used for video conferencing in hybrid workspaces.



Improved Design

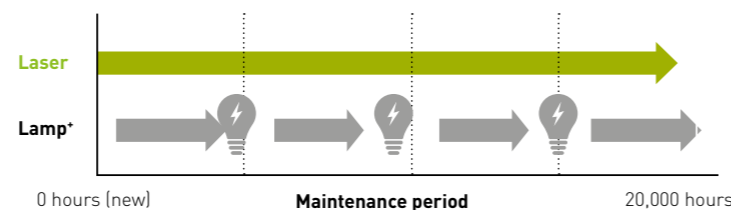
By utilising Epson's original fixed phosphor unit and an optimised design, the projector produces brighter and sharper images while being more compact. Additionally, the new heatsink design enhances heat conductivity and resistance, resulting in improved performance and high-quality, vivid images.

20,000 Maintenance-Free Hours

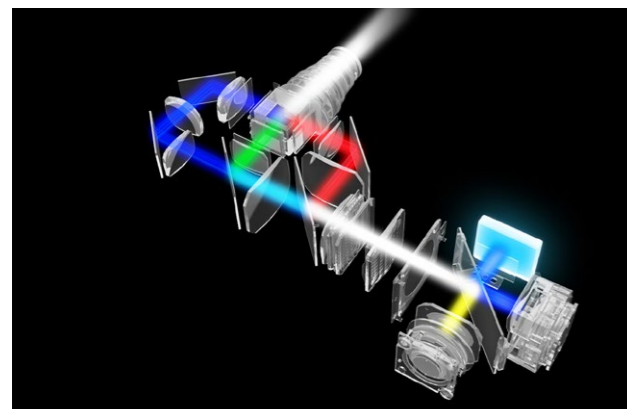
Epson's unique laser technology allows for 20,000 hours* of maintenance-free laser light source in the projector. Users can enjoy peace of mind and highly reliable performance, thanks to the innovative fixed phosphor unit, providing long-lasting durability to the device.



Maintenance period of laser and lamp



*No required maintenance for the light source for up to 20,000 hours. Approximate time until brightness decreases 50% from first usage. Measured by acceleration test assuming use of 0.04 - 0.20 mg/m3 of particulate matter. Time varies depending on usage conditions and environment. Replacement of parts other than the light source may be required in a shorter period.



Wide Aspect Screens

For EB-L210SF

Epson's all-new standard throw Full HD models offer clear wide-screen aspect projection. The EB-L210SF can project up to 125" diagonal in a 16:9 aspect ratio, making these projectors suitable for any education or business need.

Alluring and Captivating

For EB-L210SF



Content is projected with exceptional clarity in Full-HD resolution, captivating your audiences.

High Contrast Ratio

The astounding over 2,500,000:1 contrast ratio improves visibility and enhances the contrast of both bright and dark areas, resulting in a more vivid and lifelike image.

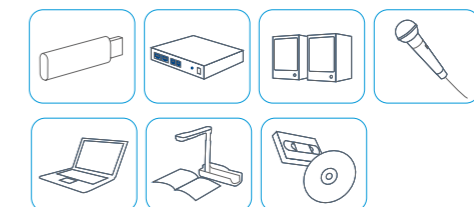
Content Playback Function

Maximise the potential of your projector's impressive short-throw capability by displaying distinctive signages in the office, leaving a lasting impression on visitors and employees alike.



Wide Range of Connectivity

Experience the convenience and ease of fuss-free projections with EB-L210SF/L210SW's advanced connectivity features. Supporting multiple conventional analogue sources, they are also fully compatible with HDMI input, providing seamless and effortless connectivity for all your presentation needs.





FOR EDUCATION



Better viewing experience for all

Impactful presentations with minimal interference

Deliver flawless presentations with the game-changing EB-L210SF/L210SW projectors. With their short throw distance, bid farewell to glare on the presenter and annoying shadow interference on the screen. Delight in a comfortable and distraction-free viewing experience for all, allowing you to effortlessly educate and captivate your audience.



FOR CORPORATE



Amplify your messages' outreach

Engage your clients with dynamic and memorable presentations

With the EB-L210SF/L210SW projectors, you can unleash your team's collaborative potential and engage your clients like never before with dynamic and impressive presentations. Thanks to the sharp and vivid projections, your message can be conveyed with uncompromising clarity, whether the projectors are easily mountable on walls, ceiling or set on a desk.



Perfect Even in Bright Rooms

Even in well-lit environments, Epson projectors are equipped with a powerful 4,000lm light source, ensuring clear and sharp visuals for your presentations.



Multi-PC Projection

The Epson iProjection software allows teachers to display the work of up to four students on the screen for discussion. Additionally, up to 50 students can be connected to the connection list at once.



Wireless Integration

Ease of connection with built-in wireless connectivity through Wi-Fi and screen mirroring support.



Screen Mirroring

Enjoy the freedom to share content wirelessly from multiple devices simultaneously with the built-in screen mirroring function.



Wide Aspect Screen Size

With functions supporting wide-aspect screens, you can easily navigate the controls via a remote controller.



Cost Effective Upgrades

Simply install your Epson projector on an existing mount* without having to buy a new one.

*Compatible mount: ELPMB23 (White), ELPMB60W (White), ELPMB60B (Black), ELPMB61W (White) and ELPMB61B (Black).

Download and Project



Project Documents, Photos Wirelessly

Enjoy wireless projection via the Epson iProjection app with your PC (Windows, Mac and Chromebook) or mobile devices. This powerful app allows you to share, manage, and annotate on displayed content from an easy-to-use, intuitive menu.



Epson iProjection

Plug-in and Project



Quick and Easy Connection

The optional ELPWP10* wireless presentation kit provides a quick way to connect wirelessly without installing iProjection software. Simply plug in the dongle and tap the connect button to share your content immediately.

*ELPWP10 is sold separately.



Unveil The True Colours

EPSON 3LCD PROJECTORS

1-CHIP PROJECTORS

True BRIGHTNESS

True COMFORT

True REALISM

Up to 3x
Brighter Colours



☀️
WHITE 3000 LUMENS
🌈
COLOUR 3000 LUMENS



☀️
WHITE 3000 LUMENS
🌈
COLOUR 430 LUMENS**

No Rainbow
Effect



🔊 ➡️
LIGHT SOURCE **PRISM**



🔊 ➡️
LIGHT SOURCE **ROTATING COLOUR WHEEL**

3x Wider
Colour Gamut



WIDER COLOUR RANGE



SMALLER COLOUR RANGE

EPSON 3LCD PROJECTORS

1-CHIP PROJECTORS



Scan here to find out more



Efforts to mitigate environmental impacts in manufacturing



Toyoshina plant in Japan

Epson becomes the Manufacturing Industry's First¹ to Switch to 100% Renewable Electricity at all sites² in Japan.

In November 2021, we achieved 100% renewable electricity at all domestic sites², Shinshu Green Electricity, CO₂-free value-added electric power produced locally in Nagano Prefecture using Nagano Prefecture hydroelectric power. This is both reducing Epson's GHG emissions³ and increasing consumption of locally produced energy.

Assembled⁴ using 100% renewable electricity

Epson announced that its worldwide group sites² will all meet their electricity needs from 100% renewable energy sources (renewable electricity) by 2023. We have achieved 100% renewable energy at our projector's manufacturing site in the Philippines by generating power with a rooftop mega-solar power plant and by switching to a mix of geothermal and hydroelectric power in January 2021.



Epson Precision (Philippines), Inc.



Over 80%
recycled cardboard packaging

All carton box packaging of Epson's projectors are made by over 80% recycled cardboard.

1 Among Japanese companies that have joined the RE100. Per Epson research as of October 27, 2021.
2 Excludes leased properties of some sales sites, etc.
3 GHG (Greenhouse Gas), GHG scope 1, 2, 3 emission
4 Products assembled in the Philippines.